


# Small Group Leader Guide



## 1 Week

**Age 4**  
Stones, Slings,  
and Giant Things:  
*Strong With  
Jesus*

### Question

Who will help me do big things?

### Answer

Jesus helps me do big things.

### Bible Verse

Philippians 4:13 NIRV  
... He gives me strength.

### What To Do First

#### Review

1. **Introduce** yourself.
2. **Say** the **Question**, **Answer**, and **Verse** together.

#### Read

1. **Lay** Story Cards in order.
2. **Point** to the first card.
3. **Read** the caption.
4. **Ask** the **Question**.  
*Kids answer.*
5. **Do Action** together.
6. **Repeat** steps 2-5 for Story Cards 2-5.

#### Remember

##### **What Do You See?**

1. **Show** Story Card 1.
2. **Ask**, "What do you see in this picture?"  
*Group answers.*
3. **Repeat** steps 1-2 for Story Cards 2-5.

### Review Questions & Actions

#### Story Card 1

#### Question

Who were the Israelites afraid of?  
*Goliath the giant*

#### Action

Pretend to be scared like the Israelites.

#### Story Card 2

#### Question

Who wasn't afraid of Goliath?  
*David*

#### Action

Shake your finger at Goliath to show you're not afraid of him.

#### Story Card 3

#### Question

Which helped David feel brave: wearing armor or trusting God?  
*God*

#### Action

Say, "No!" and pretend to take off the king's armor.

#### Story Card 4

#### Question

What big thing did David need God's help to do?  
*Save people from Goliath*

#### Action

Show your big strong muscles to show how brave David was!

#### Story Card 5

#### Question

Who helped David save the people from Goliath?  
*God*

#### Action

Clap and cheer for David.

### How To Wrap Up

#### Talk

David was strong and brave!  
When do you feel strong and brave?




#### Pray

Ask kids what they want to talk to God about, and pray with them.

### Check Out Time

#### *Begin When Parents Arrive*

1. **Combine** your Small Groups if you need to free up a leader.
2. One leader **stands** at the door to **greet** parents and **run** check out.
3. When a kid leaves, **tell** the parents something positive about their kid.
4. **Encourage** parents to take a picture of the Parent Convo card.
5. **Keep kids busy in small groups:** Do Story Card activities, let kids share what's on their mind, or pray together to build closer relationships.



That's Jesus!

