

Small Group Leader Guide



Week 3

Ages 2-3
Stones, Slings,
and Giant Things:
David and Goliath

Question

How can my heart match God's heart?

Answer

I get to know God!

Bible Verse

Titus 3:1 NIRV
... be ready to do what is good.

What To Do First

Review

1. **Introduce** yourself.
2. **Say** the **Question**, **Answer**, and **Verse** together.

Read

1. **Lay** Story Cards in order.
2. **Point** to the first card.
3. **Read** the caption.
4. **Say** the **Say With Me** statement together.
5. **Do Action** together.
6. **Repeat** steps 2-5 for Story Cards 2-3.

Remember

Now What?

1. **Show** Story Card 1.
2. **Read** the caption.
3. **Ask**, "Now what's going to happen in the next picture?"
Kids answer.
4. **Repeat** steps 1-3 for Story Cards 2-3.

Say With Me & Actions

Story Card 1

Say With Me

God looked in
David's heart.

Action

Put your hands on your
heart and say,
"Ba-bump! Ba-bump!"

Story Card 2

Say With Me

David was brave.

Action

Sit up tall with your hands
on your hips like a brave
superhero.

Story Card 3

Say With Me

God helped David.

Action

Clap and cheer because
God helped David!

How To Wrap Up

Talk

Sing to God to get to know Him!
What do you like to sing?

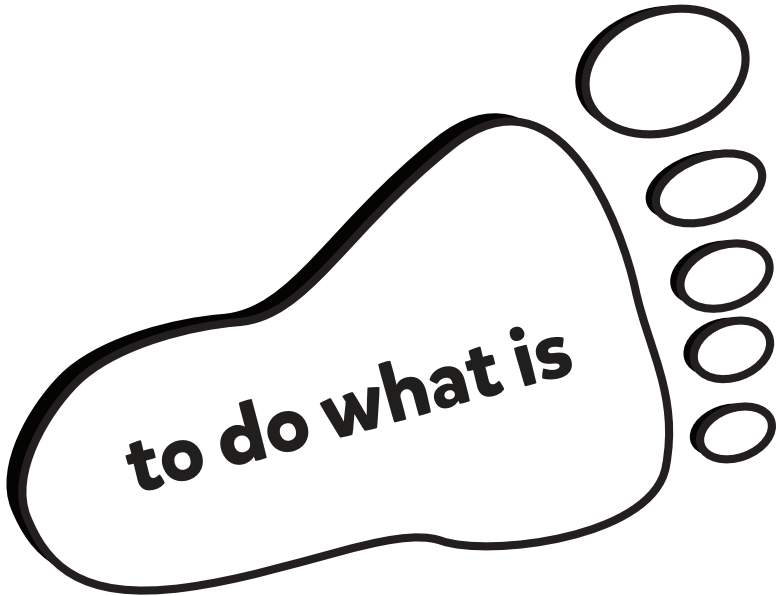
Pray

Ask kids what they want to talk to
God about, and pray with them.


Check Out Time

Begin When Parents Arrive

1. **Combine** your Small Groups if you need to free up a leader.
2. One leader **stands** at the door to **greet** parents and **run** check out.
3. When a kid leaves, **tell** the parents something positive about their kid.
4. **Encourage** parents to take a picture of the Parent Convo card.
5. **Keep kids busy in small groups:** Do Story Card activities, let kids share what's on their mind, or pray together to build closer relationships.



Small Group Leader Guide



Week 3

Ages 2-3
Stones, Slings,
and Giant Things:
David and Goliath

Question

How can my heart match God's heart?

Answer

I get to know God!

Bible Verse

Titus 3:1 NIRV
... be ready to do what is good.

What To Do First

Review

1. **Introduce** yourself.
2. **Say** the **Question**, **Answer**, and **Verse** together.

Read

1. **Lay** Story Cards in order.
2. **Point** to the first card.
3. **Read** the caption.
4. **Say** the **Say With Me** statement together.
5. **Do Action** together.
6. **Repeat** steps 2-5 for Story Cards 2-3.

Remember

Now What?

1. **Show** Story Card 1.
2. **Read** the caption.
3. **Ask**, "Now what's going to happen in the next picture?"
Kids answer.
4. **Repeat** steps 1-3 for Story Cards 2-3.

Say With Me & Actions

Story Card 1

Say With Me

God looked in
David's heart.

Action

Put your hands on your
heart and say,
"Ba-bump! Ba-bump!"

Story Card 2

Say With Me

David was brave.

Action

Sit up tall with your hands
on your hips like a brave
superhero.

Story Card 3

Say With Me

God helped David.

Action

Clap and cheer because
God helped David!

How To Wrap Up

Talk

Sing to God to get to know Him!
What do you like to sing?

Pray

Ask kids what they want to talk to
God about, and pray with them.

Check Out Time

Begin When Parents Arrive

1. **Combine** your Small Groups if you need to free up a leader.
2. One leader **stands** at the door to **greet** parents and **run** check out.
3. When a kid leaves, **tell** the parents something positive about their kid.
4. **Encourage** parents to take a picture of the Parent Convo card.
5. **Keep kids busy in small groups:** Do Story Card activities, let kids share what's on their mind, or pray together to build closer relationships.



Small Group Leader Guide



Week 3

Ages 2-3
Stones, Slings,
and Giant Things:
David and Goliath

Question

How can my heart match God's heart?

Answer

I get to know God!

Bible Verse

Titus 3:1 NIRV
... be ready to do what is good.

What To Do First

Review

1. **Introduce** yourself.
2. **Say** the **Question**, **Answer**, and **Verse** together.

Read

1. **Lay** Story Cards in order.
2. **Point** to the first card.
3. **Read** the caption.
4. **Say** the **Say With Me** statement together.
5. **Do Action** together.
6. **Repeat** steps 2-5 for Story Cards 2-3.

Remember

Now What?

1. **Show** Story Card 1.
2. **Read** the caption.
3. **Ask**, "Now what's going to happen in the next picture?"
Kids answer.
4. **Repeat** steps 1-3 for Story Cards 2-3.

Say With Me & Actions

Story Card 1

Say With Me

God looked in
David's heart.

Action

Put your hands on your
heart and say,
"Ba-bump! Ba-bump!"

Story Card 2

Say With Me

David was brave.

Action

Sit up tall with your hands
on your hips like a brave
superhero.

Story Card 3

Say With Me

God helped David.

Action

Clap and cheer because
God helped David!

How To Wrap Up

Talk

Sing to God to get to know Him!
What do you like to sing?

Pray

Ask kids what they want to talk to
God about, and pray with them.

Check Out Time

Begin When Parents Arrive

1. **Combine** your Small Groups if you need to free up a leader.
2. One leader **stands** at the door to **greet** parents and **run** check out.
3. When a kid leaves, **tell** the parents something positive about their kid.
4. **Encourage** parents to take a picture of the Parent Convo card.
5. **Keep kids busy in small groups:** Do Story Card activities, let kids share what's on their mind, or pray together to build closer relationships.



Small Group Leader Guide



Week 3

Ages 2-3
Stones, Slings,
and Giant Things:
David and Goliath

Question

How can my heart match God's heart?

Answer

I get to know God!

Bible Verse

Titus 3:1 NIRV
... be ready to do what is good.

What To Do First

Review

1. **Introduce** yourself.
2. **Say** the **Question**, **Answer**, and **Verse** together.

Read

1. **Lay** Story Cards in order.
2. **Point** to the first card.
3. **Read** the caption.
4. **Say** the **Say With Me** statement together.
5. **Do Action** together.
6. **Repeat** steps 2-5 for Story Cards 2-3.

Remember

Now What?

1. **Show** Story Card 1.
2. **Read** the caption.
3. **Ask**, "Now what's going to happen in the next picture?"
Kids answer.
4. **Repeat** steps 1-3 for Story Cards 2-3.

Say With Me & Actions

Story Card 1

Say With Me

God looked in
David's heart.

Action

Put your hands on your
heart and say,
"Ba-bump! Ba-bump!"

Story Card 2

Say With Me

David was brave.

Action

Sit up tall with your hands
on your hips like a brave
superhero.

Story Card 3

Say With Me

God helped David.

Action

Clap and cheer because
God helped David!

How To Wrap Up

Talk

Sing to God to get to know Him!
What do you like to sing?

Pray

Ask kids what they want to talk to
God about, and pray with them.


Check Out Time

Begin When Parents Arrive

1. **Combine** your Small Groups if you need to free up a leader.
2. One leader **stands** at the door to **greet** parents and **run** check out.
3. When a kid leaves, **tell** the parents something positive about their kid.
4. **Encourage** parents to take a picture of the Parent Convo card.
5. **Keep kids busy in small groups:** Do Story Card activities, let kids share what's on their mind, or pray together to build closer relationships.



Small Group Leader Guide



Week 3

Ages 2-3
Stones, Slings,
and Giant Things:
David and Goliath

Question

How can my heart match God's heart?

Answer

I get to know God!

Bible Verse

Titus 3:1 NIRV
... be ready to do what is good.

What To Do First

Review

1. **Introduce** yourself.
2. **Say** the **Question**, **Answer**, and **Verse** together.

Read

1. **Lay** Story Cards in order.
2. **Point** to the first card.
3. **Read** the caption.
4. **Say** the **Say With Me** statement together.
5. **Do Action** together.
6. **Repeat** steps 2-5 for Story Cards 2-3.

Remember

Now What?

1. **Show** Story Card 1.
2. **Read** the caption.
3. **Ask**, "Now what's going to happen in the next picture?"
Kids answer.
4. **Repeat** steps 1-3 for Story Cards 2-3.

Say With Me & Actions

Story Card 1

Say With Me

God looked in
David's heart.

Action

Put your hands on your
heart and say,
"Ba-bump! Ba-bump!"

Story Card 2

Say With Me

David was brave.

Action

Sit up tall with your hands
on your hips like a brave
superhero.

Story Card 3

Say With Me

God helped David.

Action

Clap and cheer because
God helped David!

How To Wrap Up

Talk

Sing to God to get to know Him!
What do you like to sing?

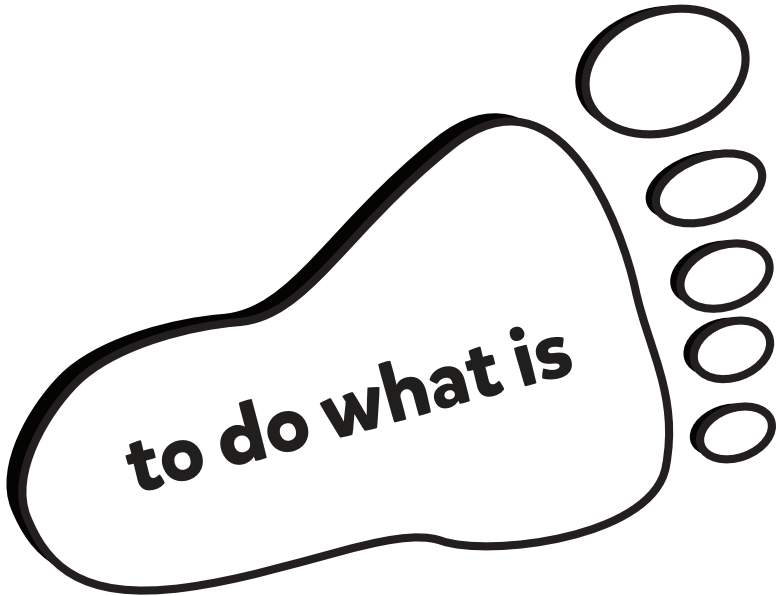
Pray

Ask kids what they want to talk to
God about, and pray with them.


Check Out Time

Begin When Parents Arrive

1. **Combine** your Small Groups if you need to free up a leader.
2. One leader **stands** at the door to **greet** parents and **run** check out.
3. When a kid leaves, **tell** the parents something positive about their kid.
4. **Encourage** parents to take a picture of the Parent Convo card.
5. **Keep kids busy in small groups:** Do Story Card activities, let kids share what's on their mind, or pray together to build closer relationships.



Small Group Leader Guide



Week 3

Ages 2-3
Stones, Slings,
and Giant Things:
David and Goliath

Question

How can my heart match God's heart?

Answer

I get to know God!

Bible Verse

Titus 3:1 NIRV
... be ready to do what is good.

What To Do First

Review

1. **Introduce** yourself.
2. **Say** the **Question**, **Answer**, and **Verse** together.

Read

1. **Lay** Story Cards in order.
2. **Point** to the first card.
3. **Read** the caption.
4. **Say** the **Say With Me** statement together.
5. **Do Action** together.
6. **Repeat** steps 2-5 for Story Cards 2-3.

Remember

Now What?

1. **Show** Story Card 1.
2. **Read** the caption.
3. **Ask**, "Now what's going to happen in the next picture?"
Kids answer.
4. **Repeat** steps 1-3 for Story Cards 2-3.

Say With Me & Actions

Story Card 1

Say With Me

God looked in
David's heart.

Action

Put your hands on your
heart and say,
"Ba-bump! Ba-bump!"

Story Card 2

Say With Me

David was brave.

Action

Sit up tall with your hands
on your hips like a brave
superhero.

Story Card 3

Say With Me

God helped David.

Action

Clap and cheer because
God helped David!

How To Wrap Up

Talk

Sing to God to get to know Him!
What do you like to sing?

Pray

Ask kids what they want to talk to
God about, and pray with them.

Check Out Time

Begin When Parents Arrive

1. **Combine** your Small Groups if you need to free up a leader.
2. One leader **stands** at the door to **greet** parents and **run** check out.
3. When a kid leaves, **tell** the parents something positive about their kid.
4. **Encourage** parents to take a picture of the Parent Convo card.
5. **Keep kids busy in small groups:** Do Story Card activities, let kids share what's on their mind, or pray together to build closer relationships.



Small Group Leader Guide



Week 3

Ages 2-3
Stones, Slings,
and Giant Things:
David and Goliath

Question

How can my heart match God's heart?

Answer

I get to know God!

Bible Verse

Titus 3:1 NIRV
... be ready to do what is good.

What To Do First

Review

1. **Introduce** yourself.
2. **Say** the **Question**, **Answer**, and **Verse** together.

Read

1. **Lay** Story Cards in order.
2. **Point** to the first card.
3. **Read** the caption.
4. **Say** the **Say With Me** statement together.
5. **Do Action** together.
6. **Repeat** steps 2-5 for Story Cards 2-3.

Remember

Now What?

1. **Show** Story Card 1.
2. **Read** the caption.
3. **Ask**, "Now what's going to happen in the next picture?"
Kids answer.
4. **Repeat** steps 1-3 for Story Cards 2-3.

Say With Me & Actions

Story Card 1

Say With Me

God looked in
David's heart.

Action

Put your hands on your
heart and say,
"Ba-bump! Ba-bump!"

Story Card 2

Say With Me

David was brave.

Action

Sit up tall with your hands
on your hips like a brave
superhero.

Story Card 3

Say With Me

God helped David.

Action

Clap and cheer because
God helped David!

How To Wrap Up

Talk

Sing to God to get to know Him!
What do you like to sing?

Pray

Ask kids what they want to talk to
God about, and pray with them.

Check Out Time

Begin When Parents Arrive

1. **Combine** your Small Groups if you need to free up a leader.
2. One leader **stands** at the door to **greet** parents and **run** check out.
3. When a kid leaves, **tell** the parents something positive about their kid.
4. **Encourage** parents to take a picture of the Parent Convo card.
5. **Keep kids busy in small groups:** Do Story Card activities, let kids share what's on their mind, or pray together to build closer relationships.



Small Group Leader Guide



Week 3

Ages 2-3
Stones, Slings,
and Giant Things:
David and Goliath

Question

How can my heart match God's heart?

Answer

I get to know God!

Bible Verse

Titus 3:1 NIRV
... be ready to do what is good.

What To Do First

Review

1. **Introduce** yourself.
2. **Say** the **Question**, **Answer**, and **Verse** together.

Read

1. **Lay** Story Cards in order.
2. **Point** to the first card.
3. **Read** the caption.
4. **Say** the **Say With Me** statement together.
5. **Do Action** together.
6. **Repeat** steps 2-5 for Story Cards 2-3.

Remember

Now What?

1. **Show** Story Card 1.
2. **Read** the caption.
3. **Ask**, "Now what's going to happen in the next picture?"
Kids answer.
4. **Repeat** steps 1-3 for Story Cards 2-3.

Say With Me & Actions

Story Card 1

Say With Me

God looked in
David's heart.

Action

Put your hands on your
heart and say,
"Ba-bump! Ba-bump!"

Story Card 2

Say With Me

David was brave.

Action

Sit up tall with your hands
on your hips like a brave
superhero.

Story Card 3

Say With Me

God helped David.

Action

Clap and cheer because
God helped David!

How To Wrap Up

Talk

Sing to God to get to know Him!
What do you like to sing?

Pray

Ask kids what they want to talk to
God about, and pray with them.

Check Out Time

Begin When Parents Arrive

1. **Combine** your Small Groups if you need to free up a leader.
2. One leader **stands** at the door to **greet** parents and **run** check out.
3. When a kid leaves, **tell** the parents something positive about their kid.
4. **Encourage** parents to take a picture of the Parent Convo card.
5. **Keep kids busy in small groups:** Do Story Card activities, let kids share what's on their mind, or pray together to build closer relationships.

