


# Small Group Leader Guide



## Week 2

**Ages 2-3**  
Stones, Slings,  
and Giant Things:  
*David and Goliath*

### Question

How can my heart match God's heart?

### Answer

I get to know God!

### Bible Verse

Titus 3:1 NIRV  
... be ready to do what is good.

## What To Do First

### Review

1. **Introduce** yourself.
2. **Say** the **Question**, **Answer**, and **Verse** together.

### Read

1. **Lay** Story Cards in order.
2. **Point** to the first card.
3. **Read** the caption.
4. **Say** the **Say With Me** statement together.
5. **Do Action** together.
6. **Repeat** steps 2-5 for Story Cards 2-3.

### Remember

#### Mix It Up

1. **Shuffle** Story Cards.
2. **Place** Story Cards in the wrong order.
3. **Say**, "This story's mixed up! Let's fix it."
4. Group **helps** put Story Cards in order.

## Say With Me & Actions

### Story Card 1

#### Say With Me

God looked in  
David's heart.

#### Action

Put your hands on your  
heart and say,  
"Ba-bump! Ba-bump!"

### Story Card 2

#### Say With Me

David was brave.

#### Action

Sit up tall with your hands  
on your hips like a brave  
superhero.

### Story Card 3

#### Say With Me

God helped David.

#### Action

Clap and cheer because  
God helped David!

## How To Wrap Up

### Talk

Who can help you learn from the Bible so you can get to know God?

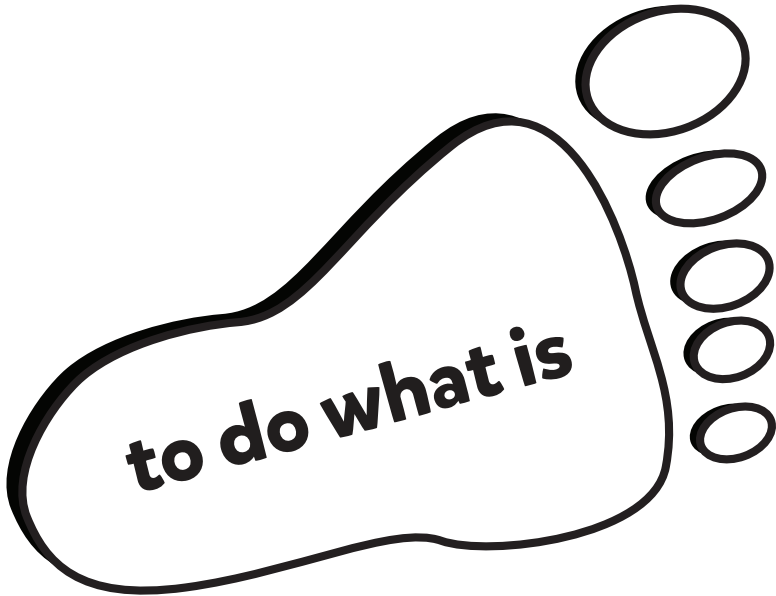
### Pray

Ask kids what they want to talk to God about, and pray with them.


## Check Out Time

### Begin When Parents Arrive

1. **Combine** your Small Groups if you need to free up a leader.
2. One leader **stands** at the door to **greet** parents and **run** check out.
3. When a kid leaves, **tell** the parents something positive about their kid.
4. **Encourage** parents to take a picture of the Parent Convo card.
5. **Keep kids busy in small groups**: Do Story Card activities, let kids share what's on their mind, or pray together to build closer relationships.



# Small Group Leader Guide



## Week 2

**Ages 2-3**  
Stones, Slings,  
and Giant Things:  
*David and Goliath*

### Question

How can my heart match God's heart?

### Answer

I get to know God!

### Bible Verse

Titus 3:1 NIRV  
... be ready to do what is good.

## What To Do First

### Review

1. **Introduce** yourself.
2. **Say** the **Question**, **Answer**, and **Verse** together.

### Read

1. **Lay** Story Cards in order.
2. **Point** to the first card.
3. **Read** the caption.
4. **Say** the **Say With Me** statement together.
5. **Do Action** together.
6. **Repeat** steps 2-5 for Story Cards 2-3.

### Remember

#### Mix It Up

1. **Shuffle** Story Cards.
2. **Place** Story Cards in the wrong order.
3. **Say**, "This story's mixed up! Let's fix it."
4. Group **helps** put Story Cards in order.

## Say With Me & Actions

### Story Card 1

#### Say With Me

God looked in  
David's heart.

#### Action

Put your hands on your  
heart and say,  
"Ba-bump! Ba-bump!"

### Story Card 2

#### Say With Me

David was brave.

#### Action

Sit up tall with your hands  
on your hips like a brave  
superhero.

### Story Card 3

#### Say With Me

God helped David.

#### Action

Clap and cheer because  
God helped David!

## How To Wrap Up

### Talk

Who can help you learn from the Bible so you can get to know God?

### Pray

Ask kids what they want to talk to God about, and pray with them.


## Check Out Time

### Begin When Parents Arrive

1. **Combine** your Small Groups if you need to free up a leader.
2. One leader **stands** at the door to **greet** parents and **run** check out.
3. When a kid leaves, **tell** the parents something positive about their kid.
4. **Encourage** parents to take a picture of the Parent Convo card.
5. **Keep kids busy in small groups**: Do Story Card activities, let kids share what's on their mind, or pray together to build closer relationships.



# Small Group Leader Guide



## Week 2

**Ages 2-3**  
Stones, Slings,  
and Giant Things:  
*David and Goliath*

### Question

How can my heart match God's heart?

### Answer

I get to know God!

### Bible Verse

Titus 3:1 NIRV  
... be ready to do what is good.

## What To Do First

### Review

1. **Introduce** yourself.
2. **Say** the **Question**, **Answer**, and **Verse** together.

### Read

1. **Lay** Story Cards in order.
2. **Point** to the first card.
3. **Read** the caption.
4. **Say** the **Say With Me** statement together.
5. **Do Action** together.
6. **Repeat** steps 2-5 for Story Cards 2-3.

### Remember

#### Mix It Up

1. **Shuffle** Story Cards.
2. **Place** Story Cards in the wrong order.
3. **Say**, "This story's mixed up! Let's fix it."
4. Group **helps** put Story Cards in order.

## Say With Me & Actions

### Story Card 1

#### Say With Me

God looked in  
David's heart.

#### Action

Put your hands on your  
heart and say,  
"Ba-bump! Ba-bump!"

### Story Card 2

#### Say With Me

David was brave.

#### Action

Sit up tall with your hands  
on your hips like a brave  
superhero.

### Story Card 3

#### Say With Me

God helped David.

#### Action

Clap and cheer because  
God helped David!

## How To Wrap Up

### Talk

Who can help you learn from the Bible so you can get to know God?

### Pray

Ask kids what they want to talk to God about, and pray with them.


## Check Out Time

### Begin When Parents Arrive

1. **Combine** your Small Groups if you need to free up a leader.
2. One leader **stands** at the door to **greet** parents and **run** check out.
3. When a kid leaves, **tell** the parents something positive about their kid.
4. **Encourage** parents to take a picture of the Parent Convo card.
5. **Keep kids busy in small groups**: Do Story Card activities, let kids share what's on their mind, or pray together to build closer relationships.



# Small Group Leader Guide



## Week 2

**Ages 2-3**  
Stones, Slings,  
and Giant Things:  
*David and Goliath*

### Question

How can my heart match God's heart?

### Answer

I get to know God!

### Bible Verse

Titus 3:1 NIRV  
... be ready to do what is good.

## What To Do First

### Review

1. **Introduce** yourself.
2. **Say** the **Question**, **Answer**, and **Verse** together.

### Read

1. **Lay** Story Cards in order.
2. **Point** to the first card.
3. **Read** the caption.
4. **Say** the **Say With Me** statement together.
5. **Do Action** together.
6. **Repeat** steps 2-5 for Story Cards 2-3.

### Remember

#### Mix It Up

1. **Shuffle** Story Cards.
2. **Place** Story Cards in the wrong order.
3. **Say**, "This story's mixed up! Let's fix it."
4. Group **helps** put Story Cards in order.

## Say With Me & Actions

### Story Card 1

#### Say With Me

God looked in  
David's heart.

#### Action

Put your hands on your  
heart and say,  
"Ba-bump! Ba-bump!"

### Story Card 2

#### Say With Me

David was brave.

#### Action

Sit up tall with your hands  
on your hips like a brave  
superhero.

### Story Card 3

#### Say With Me

God helped David.

#### Action

Clap and cheer because  
God helped David!

## How To Wrap Up

### Talk

Who can help you learn from the Bible so you can get to know God?

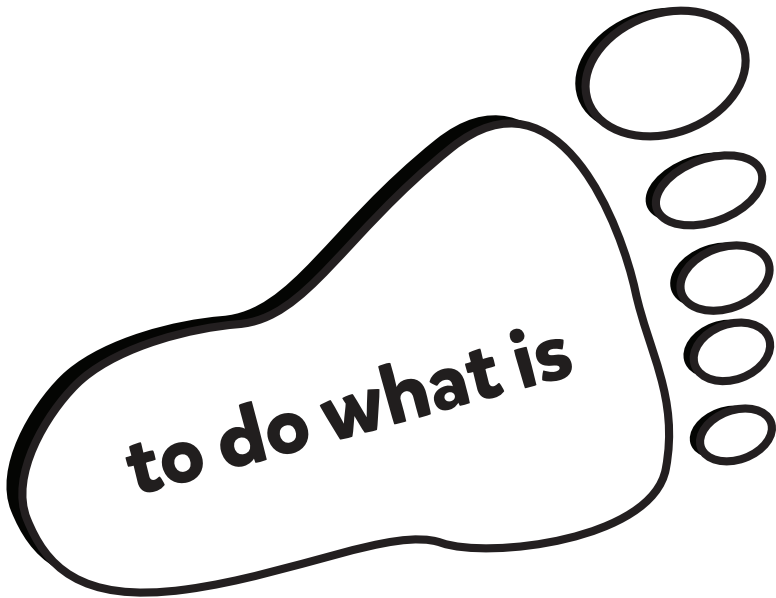
### Pray

Ask kids what they want to talk to God about, and pray with them.

## Check Out Time


### Begin When Parents Arrive

1. **Combine** your Small Groups if you need to free up a leader.
2. One leader **stands** at the door to **greet** parents and **run** check out.
3. When a kid leaves, **tell** the parents something positive about their kid.
4. **Encourage** parents to take a picture of the Parent Convo card.
5. **Keep kids busy in small groups**: Do Story Card activities, let kids share what's on their mind, or pray together to build closer relationships.





# Small Group Leader Guide



## Week 2

**Ages 2-3**  
Stones, Slings,  
and Giant Things:  
*David and Goliath*

### Question

How can my heart match God's heart?

### Answer

I get to know God!

### Bible Verse

Titus 3:1 NIRV  
... be ready to do what is good.

## What To Do First

### Review

1. **Introduce** yourself.
2. **Say** the **Question**, **Answer**, and **Verse** together.

### Read

1. **Lay** Story Cards in order.
2. **Point** to the first card.
3. **Read** the caption.
4. **Say** the **Say With Me** statement together.
5. **Do Action** together.
6. **Repeat** steps 2-5 for Story Cards 2-3.

### Remember

#### Mix It Up

1. **Shuffle** Story Cards.
2. **Place** Story Cards in the wrong order.
3. **Say**, "This story's mixed up! Let's fix it."
4. Group **helps** put Story Cards in order.

## Say With Me & Actions

### Story Card 1

#### Say With Me

God looked in  
David's heart.

#### Action

Put your hands on your  
heart and say,  
"Ba-bump! Ba-bump!"

### Story Card 2

#### Say With Me

David was brave.

#### Action

Sit up tall with your hands  
on your hips like a brave  
superhero.

### Story Card 3

#### Say With Me

God helped David.

#### Action

Clap and cheer because  
God helped David!

## How To Wrap Up

### Talk

Who can help you learn from the Bible so you can get to know God?

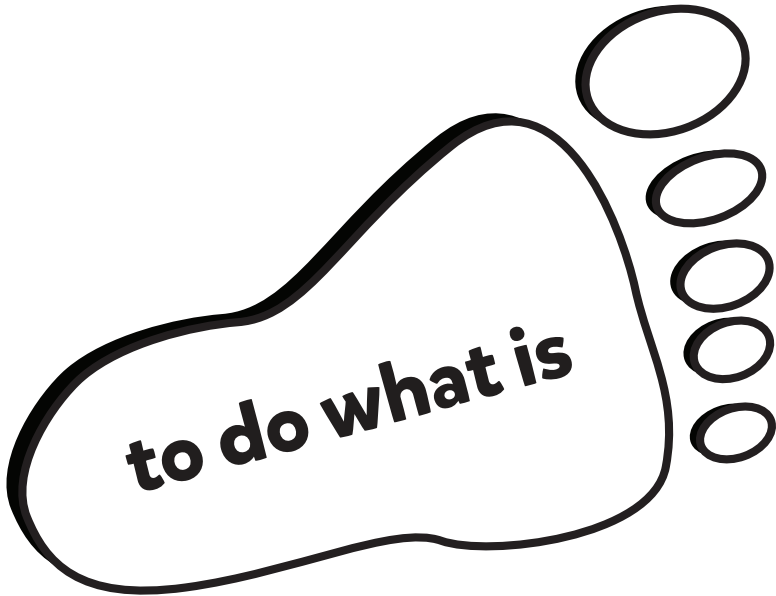
### Pray

Ask kids what they want to talk to God about, and pray with them.


## Check Out Time

### Begin When Parents Arrive

1. **Combine** your Small Groups if you need to free up a leader.
2. One leader **stands** at the door to **greet** parents and **run** check out.
3. When a kid leaves, **tell** the parents something positive about their kid.
4. **Encourage** parents to take a picture of the Parent Convo card.
5. **Keep kids busy in small groups**: Do Story Card activities, let kids share what's on their mind, or pray together to build closer relationships.



# Small Group Leader Guide



## Week 2

**Ages 2-3**  
Stones, Slings,  
and Giant Things:  
*David and Goliath*

### Question

How can my heart match God's heart?

### Answer

I get to know God!

### Bible Verse

Titus 3:1 NIRV  
... be ready to do what is good.

## What To Do First

### Review

1. **Introduce** yourself.
2. **Say** the **Question**, **Answer**, and **Verse** together.

### Read

1. **Lay** Story Cards in order.
2. **Point** to the first card.
3. **Read** the caption.
4. **Say** the **Say With Me** statement together.
5. **Do Action** together.
6. **Repeat** steps 2-5 for Story Cards 2-3.

### Remember

#### Mix It Up

1. **Shuffle** Story Cards.
2. **Place** Story Cards in the wrong order.
3. **Say**, "This story's mixed up! Let's fix it."
4. Group **helps** put Story Cards in order.

## Say With Me & Actions

### Story Card 1

#### Say With Me

God looked in  
David's heart.

#### Action

Put your hands on your  
heart and say,  
"Ba-bump! Ba-bump!"

### Story Card 2

#### Say With Me

David was brave.

#### Action

Sit up tall with your hands  
on your hips like a brave  
superhero.

### Story Card 3

#### Say With Me

God helped David.

#### Action

Clap and cheer because  
God helped David!

## How To Wrap Up

### Talk

Who can help you learn from the Bible so you can get to know God?

### Pray

Ask kids what they want to talk to God about, and pray with them.


## Check Out Time

### Begin When Parents Arrive

1. **Combine** your Small Groups if you need to free up a leader.
2. One leader **stands** at the door to **greet** parents and **run** check out.
3. When a kid leaves, **tell** the parents something positive about their kid.
4. **Encourage** parents to take a picture of the Parent Convo card.
5. **Keep kids busy in small groups**: Do Story Card activities, let kids share what's on their mind, or pray together to build closer relationships.



# Small Group Leader Guide



## Week 2

**Ages 2-3**  
Stones, Slings,  
and Giant Things:  
*David and Goliath*

### Question

How can my heart match God's heart?

### Answer

I get to know God!

### Bible Verse

Titus 3:1 NIRV  
... be ready to do what is good.

## What To Do First

### Review

1. **Introduce** yourself.
2. **Say** the **Question**, **Answer**, and **Verse** together.

### Read

1. **Lay** Story Cards in order.
2. **Point** to the first card.
3. **Read** the caption.
4. **Say** the **Say With Me** statement together.
5. **Do Action** together.
6. **Repeat** steps 2-5 for Story Cards 2-3.

### Remember

#### Mix It Up

1. **Shuffle** Story Cards.
2. **Place** Story Cards in the wrong order.
3. **Say**, "This story's mixed up! Let's fix it."
4. Group **helps** put Story Cards in order.

## Say With Me & Actions

### Story Card 1

#### Say With Me

God looked in  
David's heart.

#### Action

Put your hands on your  
heart and say,  
"Ba-bump! Ba-bump!"

### Story Card 2

#### Say With Me

David was brave.

#### Action

Sit up tall with your hands  
on your hips like a brave  
superhero.

### Story Card 3

#### Say With Me

God helped David.

#### Action

Clap and cheer because  
God helped David!

## How To Wrap Up

### Talk

Who can help you learn from the Bible so you can get to know God?

### Pray

Ask kids what they want to talk to God about, and pray with them.


## Check Out Time

### Begin When Parents Arrive

1. **Combine** your Small Groups if you need to free up a leader.
2. One leader **stands** at the door to **greet** parents and **run** check out.
3. When a kid leaves, **tell** the parents something positive about their kid.
4. **Encourage** parents to take a picture of the Parent Convo card.
5. **Keep kids busy in small groups:** Do Story Card activities, let kids share what's on their mind, or pray together to build closer relationships.



# Small Group Leader Guide



## Week 2

**Ages 2-3**  
Stones, Slings,  
and Giant Things:  
*David and Goliath*

### Question

How can my heart match God's heart?

### Answer

I get to know God!

### Bible Verse

Titus 3:1 NIRV  
... be ready to do what is good.

## What To Do First

### Review

1. **Introduce** yourself.
2. **Say** the **Question**, **Answer**, and **Verse** together.

### Read

1. **Lay** Story Cards in order.
2. **Point** to the first card.
3. **Read** the caption.
4. **Say** the **Say With Me** statement together.
5. **Do Action** together.
6. **Repeat** steps 2-5 for Story Cards 2-3.

### Remember

#### Mix It Up

1. **Shuffle** Story Cards.
2. **Place** Story Cards in the wrong order.
3. **Say**, "This story's mixed up! Let's fix it."
4. Group **helps** put Story Cards in order.

## Say With Me & Actions

### Story Card 1

#### Say With Me

God looked in  
David's heart.

#### Action

Put your hands on your  
heart and say,  
"Ba-bump! Ba-bump!"

### Story Card 2

#### Say With Me

David was brave.

#### Action

Sit up tall with your hands  
on your hips like a brave  
superhero.

### Story Card 3

#### Say With Me

God helped David.

#### Action

Clap and cheer because  
God helped David!

## How To Wrap Up

### Talk

Who can help you learn from the Bible so you can get to know God?

### Pray

Ask kids what they want to talk to God about, and pray with them.

## Check Out Time

### Begin When Parents Arrive

1. **Combine** your Small Groups if you need to free up a leader.
2. One leader **stands** at the door to **greet** parents and **run** check out.
3. When a kid leaves, **tell** the parents something positive about their kid.
4. **Encourage** parents to take a picture of the Parent Convo card.
5. **Keep kids busy in small groups**: Do Story Card activities, let kids share what's on their mind, or pray together to build closer relationships.

