



Small Group Leader Guide

God Takes Care of Me
Week 3 • God Appears to Elijah

Play • 15 minutes

Greet parents & kids • Play with kids

Clean Up Transition • 30 seconds

Focus kids on emcee leading transition

Clean Up • 2 minutes

Tidy the room • Form your small group

Welcome Transition • 30 seconds

Focus kids on emcee leading transition

Welcome • 3 minutes

Help kids in your small group feel seen and heard

1. **Introduce** yourself.
2. **Welcome** kids by name.
3. **Ask** kids what happened during their week and let them share their answers.
4. **Ask** about prayer requests and events kids told you about before.
5. **Talk about** the welcome questions:
 - What's your favorite song to turn up loud?
 - If you were wearing headphones, what would you listen to?

Every Day Song Transition • 30 seconds

Focus kids on emcee leading transition

Focus of the week:

Every day, I make choices that honor Jesus.

Every Day Song • 3 minutes

Dance • Sing • Encourage kids to do the same thing

Game Transition • 30 Seconds

Focus kids on emcee leading transition

Game • 5 minutes

Have fun with your small group

You'll Need

Per Group	Did You Hear It? Activity Supplement
-----------	--------------------------------------

To Do

1. **Sit** in a circle.
- Say:** I'll whisper a message, and you'll pass it along.
2. **Whisper a message** from the activity supplement into the ear of the kid sitting to your left. *You can repeat it if you need to.*
3. Once the kid hears the message, they **whisper** it to the kid on their left.
4. **Repeat** step 3 until the message gets to the last kid.
5. The last kid **says the message** out loud. *Celebrate, then clarify the message if it got mixed up.*
6. **Do the action** that goes along with the message.
5. **If time allows, repeat** game with other messages.

Movie & Music Transition • 30 seconds

Focus kids on emcee leading transition

Movie & Music • ≈ 25 minutes

Focus kids on video • Lead Bible break in small group

1. For worship, **stand** your small group up. **Model** and **encourage** participation.

Songs	Who I Wanna Be	Who You Are
-------	----------------	-------------

2. **Seat** your small group when worship is over.
3. **Choose** questions to talk about with your small group during the **3-minute Bible break**:
 - **Which part of the Bible story do you want to talk about?** *Answers will vary.*
 - **What did Elijah see and feel on the mountain?** *Wind, an earthquake, and fire*
 - **What kind of voice did God use to talk to Elijah?** *A gentle, whispering voice*
4. **Chant**, "Play it again!" with emcee.
5. **Watch** the rest of the video together.

Bible Verse Transition • 30 seconds

Focus kids on emcee leading transition

Bible Verse • 90 seconds

Help small group do verse and motions with emcee

Small Talk • 5-10 minutes

Review • Talk • Pray

Review the Bible verse and talk about it.

Learn motions: www.leaders.life.church/crosstown

1. **Show the verse on the back of this guide to your group and say it together with motions.**
2. **What time does God listen to you?** *Morning, noon, and night; all the time*
3. **When can you listen to God?** *All the time*

Review the point and talk about it.

Say: The point today is: **Every day, I make choices that honor Jesus.** Let's say it and talk about it!

1. **Recite** the point together.
2. **Talk about what honor means to you.** *Ideas: respect, obey, look up to, etc.*
3. **How can listening to God show honor to God?** *Ideas: It is respectful to Him, shows love to Him, shows you care about what He has to say, etc.*

Ask open questions and let kids talk.

1. **What things make you busy?** *Answers will vary.*
2. **When do you get to be quiet and still?** *Answers will vary.*
3. **What helps your body, brain, and heart slow down and listen to God?** *Answers will vary. Ideas: Sitting still; taking deep breaths; feeling your heartbeat; closing eyes; turning off TV, games, and toys, etc.*
4. **When you listen to God, what do you think He might say?** *Answers will vary. Help kids know God says good and loving things.*



Pray together.

Say: Praying is talking with God. What would you like to talk with God about?

1. **Listen** to what kids say and **pray** together.
2. **Not sure what to pray? Pray this:** *God, thank You for being close to us. Please remind us to listen to You every day. In Jesus' name, amen.*
3. **If time allows, follow up** on old prayer requests.

Check Out • Runs until kids leave

1. **Stay in small groups** until kids are checked out.
2. **Play** the game again.
3. **Compliment** kids when they leave and tell them you're looking forward to seeing them next week.





Small Group Leader Guide

God Takes Care of Me
Week 3 • God Appears to Elijah

Play • 15 minutes

Greet parents & kids • Play with kids

Clean Up Transition • 30 seconds

Focus kids on emcee leading transition

Clean Up • 2 minutes

Tidy the room • Form your small group

Welcome Transition • 30 seconds

Focus kids on emcee leading transition

Welcome • 3 minutes

Help kids in your small group feel seen and heard

1. **Introduce** yourself.
2. **Welcome** kids by name.
3. **Ask** kids what happened during their week and let them share their answers.
4. **Ask** about prayer requests and events kids told you about before.
5. **Talk about** the welcome questions:
 - What's your favorite song to turn up loud?
 - If you were wearing headphones, what would you listen to?

Every Day Song Transition • 30 seconds

Focus kids on emcee leading transition

Focus of the week:

Every day, I make choices that honor Jesus.

Every Day Song • 3 minutes

Dance • Sing • Encourage kids to do the same thing

Game Transition • 30 Seconds

Focus kids on emcee leading transition

Game • 5 minutes

Have fun with your small group

You'll Need

Per Group	Did You Hear It? Activity Supplement
-----------	--------------------------------------

To Do

1. **Sit** in a circle.
- Say:** I'll whisper a message, and you'll pass it along.
2. **Whisper a message** from the activity supplement into the ear of the kid sitting to your left. *You can repeat it if you need to.*
3. Once the kid hears the message, they **whisper** it to the kid on their left.
4. **Repeat** step 3 until the message gets to the last kid.
5. The last kid **says the message** out loud. *Celebrate, then clarify the message if it got mixed up.*
6. **Do the action** that goes along with the message.
5. **If time allows, repeat** game with other messages.

Movie & Music Transition • 30 seconds

Focus kids on emcee leading transition

Movie & Music • ≈ 25 minutes

Focus kids on video • Lead Bible break in small group

1. For worship, **stand** your small group up. **Model** and **encourage** participation.
- | Songs | Who I Wanna Be | Who You Are |
|-------|----------------|-------------|
|-------|----------------|-------------|
2. **Seat** your small group when worship is over.
 3. **Choose** questions to talk about with your small group during the **3-minute Bible break**:
 - **Which part of the Bible story do you want to talk about?** *Answers will vary.*
 - **What did Elijah see and feel on the mountain?** *Wind, an earthquake, and fire*
 - **What kind of voice did God use to talk to Elijah?** *A gentle, whispering voice*
 4. **Chant**, "Play it again!" with emcee.
 5. **Watch** the rest of the video together.

Bible Verse Transition • 30 seconds

Focus kids on emcee leading transition

Bible Verse • 90 seconds

Help small group do verse and motions with emcee

Small Talk • 5-10 minutes

Review • Talk • Pray

Review the Bible verse and talk about it.

Learn motions: www.leaders.life.church/crosstown

1. **Show the verse on the back of this guide to your group and say it together with motions.**
2. **What time does God listen to you?** *Morning, noon, and night; all the time*
3. **When can you listen to God?** *All the time*

Review the point and talk about it.

Say: The point today is: **Every day, I make choices that honor Jesus.** Let's say it and talk about it!

1. **Recite** the point together.
2. **Talk about what honor means to you.** *Ideas: respect, obey, look up to, etc.*
3. **How can listening to God show honor to God?** *Ideas: It is respectful to Him, shows love to Him, shows you care about what He has to say, etc.*

Ask open questions and let kids talk.

1. **What things make you busy?** *Answers will vary.*
2. **When do you get to be quiet and still?** *Answers will vary.*
3. **What helps your body, brain, and heart slow down and listen to God?** *Answers will vary. Ideas: Sitting still; taking deep breaths; feeling your heartbeat; closing eyes; turning off TV, games, and toys, etc.*
4. **When you listen to God, what do you think He might say?** *Answers will vary. Help kids know God says good and loving things.*



Pray together.

Say: Praying is talking with God. What would you like to talk with God about?

1. **Listen** to what kids say and **pray** together.
2. **Not sure what to pray? Pray this:** *God, thank You for being close to us. Please remind us to listen to You every day. In Jesus' name, amen.*
3. **If time allows, follow up** on old prayer requests.

Check Out • Runs until kids leave

1. **Stay in small groups** until kids are checked out.
2. **Play** the game again.
3. **Compliment** kids when they leave and tell them you're looking forward to seeing them next week.





Small Group Leader Guide

God Takes Care of Me
Week 3 • God Appears to Elijah

Play • 15 minutes

Greet parents & kids • Play with kids

Clean Up Transition • 30 seconds

Focus kids on emcee leading transition

Clean Up • 2 minutes

Tidy the room • Form your small group

Welcome Transition • 30 seconds

Focus kids on emcee leading transition

Welcome • 3 minutes

Help kids in your small group feel seen and heard

1. **Introduce** yourself.
2. **Welcome** kids by name.
3. **Ask** kids what happened during their week and let them share their answers.
4. **Ask** about prayer requests and events kids told you about before.
5. **Talk about** the welcome questions:
 - What's your favorite song to turn up loud?
 - If you were wearing headphones, what would you listen to?

Every Day Song Transition • 30 seconds

Focus kids on emcee leading transition

Focus of the week:

Every day, I make choices that honor Jesus.

Every Day Song • 3 minutes

Dance • Sing • Encourage kids to do the same thing

Game Transition • 30 Seconds

Focus kids on emcee leading transition

Game • 5 minutes

Have fun with your small group

You'll Need

Per Group	Did You Hear It? Activity Supplement
-----------	--------------------------------------

To Do

1. **Sit** in a circle.
- Say:** I'll whisper a message, and you'll pass it along.
2. **Whisper a message** from the activity supplement into the ear of the kid sitting to your left. *You can repeat it if you need to.*
3. Once the kid hears the message, they **whisper** it to the kid on their left.
4. **Repeat** step 3 until the message gets to the last kid.
5. The last kid **says the message** out loud. *Celebrate, then clarify the message if it got mixed up.*
6. **Do the action** that goes along with the message.
5. **If time allows, repeat** game with other messages.

Movie & Music Transition • 30 seconds

Focus kids on emcee leading transition

Movie & Music • ≈ 25 minutes

Focus kids on video • Lead Bible break in small group

1. For worship, **stand** your small group up. **Model** and **encourage** participation.

Songs	Who I Wanna Be	Who You Are
-------	----------------	-------------

2. **Seat** your small group when worship is over.
3. **Choose** questions to talk about with your small group during the **3-minute Bible break**:
 - **Which part of the Bible story do you want to talk about?** *Answers will vary.*
 - **What did Elijah see and feel on the mountain?** *Wind, an earthquake, and fire*
 - **What kind of voice did God use to talk to Elijah?** *A gentle, whispering voice*
4. **Chant**, "Play it again!" with emcee.
5. **Watch** the rest of the video together.

Bible Verse Transition • 30 seconds

Focus kids on emcee leading transition

Bible Verse • 90 seconds

Help small group do verse and motions with emcee

Small Talk • 5-10 minutes

Review • Talk • Pray

Review the Bible verse and talk about it.

Learn motions: www.leaders.life.church/crosstown

1. **Show the verse on the back of this guide to your group and say it together with motions.**
2. **What time does God listen to you?** *Morning, noon, and night; all the time*
3. **When can you listen to God?** *All the time*

Review the point and talk about it.

Say: The point today is: **Every day, I make choices that honor Jesus.** Let's say it and talk about it!

1. **Recite** the point together.
2. **Talk about what honor means to you.** *Ideas: respect, obey, look up to, etc.*
3. **How can listening to God show honor to God?** *Ideas: It is respectful to Him, shows love to Him, shows you care about what He has to say, etc.*

Ask open questions and let kids talk.

1. **What things make you busy?** *Answers will vary.*
2. **When do you get to be quiet and still?** *Answers will vary.*
3. **What helps your body, brain, and heart slow down and listen to God?** *Answers will vary. Ideas: Sitting still; taking deep breaths; feeling your heartbeat; closing eyes; turning off TV, games, and toys, etc.*
4. **When you listen to God, what do you think He might say?** *Answers will vary. Help kids know God says good and loving things.*



Pray together.

Say: Praying is talking with God. What would you like to talk with God about?

1. **Listen** to what kids say and **pray** together.
2. **Not sure what to pray? Pray this:** *God, thank You for being close to us. Please remind us to listen to You every day. In Jesus' name, amen.*
3. **If time allows, follow up** on old prayer requests.

Check Out • Runs until kids leave

1. **Stay in small groups** until kids are checked out.
2. **Play** the game again.
3. **Compliment** kids when they leave and tell them you're looking forward to seeing them next week.





Small Group Leader Guide

God Takes Care of Me
Week 3 • God Appears to Elijah

Play • 15 minutes

Greet parents & kids • Play with kids

Clean Up Transition • 30 seconds

Focus kids on emcee leading transition

Clean Up • 2 minutes

Tidy the room • Form your small group

Welcome Transition • 30 seconds

Focus kids on emcee leading transition

Welcome • 3 minutes

Help kids in your small group feel seen and heard

1. **Introduce** yourself.
2. **Welcome** kids by name.
3. **Ask** kids what happened during their week and let them share their answers.
4. **Ask** about prayer requests and events kids told you about before.
5. **Talk about** the welcome questions:
 - What's your favorite song to turn up loud?
 - If you were wearing headphones, what would you listen to?

Every Day Song Transition • 30 seconds

Focus kids on emcee leading transition

Focus of the week:

Every day, I make choices that honor Jesus.

Every Day Song • 3 minutes

Dance • Sing • Encourage kids to do the same thing

Game Transition • 30 Seconds

Focus kids on emcee leading transition

Game • 5 minutes

Have fun with your small group

You'll Need

Per Group	Did You Hear It? Activity Supplement
-----------	--------------------------------------

To Do

1. **Sit** in a circle.
- Say:** I'll whisper a message, and you'll pass it along.
2. **Whisper a message** from the activity supplement into the ear of the kid sitting to your left. *You can repeat it if you need to.*
3. Once the kid hears the message, they **whisper** it to the kid on their left.
4. **Repeat** step 3 until the message gets to the last kid.
5. The last kid **says the message** out loud. *Celebrate, then clarify the message if it got mixed up.*
6. **Do the action** that goes along with the message.
5. **If time allows, repeat** game with other messages.

Movie & Music Transition • 30 seconds

Focus kids on emcee leading transition

Movie & Music • ≈ 25 minutes

Focus kids on video • Lead Bible break in small group

1. For worship, **stand** your small group up. **Model** and **encourage** participation.

Songs	Who I Wanna Be	Who You Are
-------	----------------	-------------

2. **Seat** your small group when worship is over.
3. **Choose** questions to talk about with your small group during the **3-minute Bible break**:
 - **Which part of the Bible story do you want to talk about?** *Answers will vary.*
 - **What did Elijah see and feel on the mountain?** *Wind, an earthquake, and fire*
 - **What kind of voice did God use to talk to Elijah?** *A gentle, whispering voice*
4. **Chant**, "Play it again!" with emcee.
5. **Watch** the rest of the video together.

Bible Verse Transition • 30 seconds

Focus kids on emcee leading transition

Bible Verse • 90 seconds

Help small group do verse and motions with emcee

Small Talk • 5-10 minutes

Review • Talk • Pray

Review the Bible verse and talk about it.

Learn motions: www.leaders.life.church/crosstown

1. **Show the verse on the back of this guide to your group and say it together with motions.**
2. **What time does God listen to you?** *Morning, noon, and night; all the time*
3. **When can you listen to God?** *All the time*

Review the point and talk about it.

Say: The point today is: **Every day, I make choices that honor Jesus.** Let's say it and talk about it!

1. **Recite** the point together.
2. **Talk about what honor means to you.** *Ideas: respect, obey, look up to, etc.*
3. **How can listening to God show honor to God?** *Ideas: It is respectful to Him, shows love to Him, shows you care about what He has to say, etc.*

Ask open questions and let kids talk.

1. **What things make you busy?** *Answers will vary.*
2. **When do you get to be quiet and still?** *Answers will vary.*
3. **What helps your body, brain, and heart slow down and listen to God?** *Answers will vary. Ideas: Sitting still; taking deep breaths; feeling your heartbeat; closing eyes; turning off TV, games, and toys, etc.*
4. **When you listen to God, what do you think He might say?** *Answers will vary. Help kids know God says good and loving things.*



Pray together.

Say: Praying is talking with God. What would you like to talk with God about?

1. **Listen** to what kids say and **pray** together.
2. **Not sure what to pray? Pray this:** *God, thank You for being close to us. Please remind us to listen to You every day. In Jesus' name, amen.*
3. **If time allows, follow up** on old prayer requests.

Check Out • Runs until kids leave

1. **Stay in small groups** until kids are checked out.
2. **Play** the game again.
3. **Compliment** kids when they leave and tell them you're looking forward to seeing them next week.





Small Group Leader Guide

God Takes Care of Me
Week 3 • God Appears to Elijah

Play • 15 minutes

Greet parents & kids • Play with kids

Clean Up Transition • 30 seconds

Focus kids on emcee leading transition

Clean Up • 2 minutes

Tidy the room • Form your small group

Welcome Transition • 30 seconds

Focus kids on emcee leading transition

Welcome • 3 minutes

Help kids in your small group feel seen and heard

1. **Introduce** yourself.
2. **Welcome** kids by name.
3. **Ask** kids what happened during their week and let them share their answers.
4. **Ask** about prayer requests and events kids told you about before.
5. **Talk about** the welcome questions:
 - What's your favorite song to turn up loud?
 - If you were wearing headphones, what would you listen to?

Every Day Song Transition • 30 seconds

Focus kids on emcee leading transition

Focus of the week:

Every day, I make choices that honor Jesus.

Every Day Song • 3 minutes

Dance • Sing • Encourage kids to do the same thing

Game Transition • 30 Seconds

Focus kids on emcee leading transition

Game • 5 minutes

Have fun with your small group

You'll Need

Per Group	Did You Hear It? Activity Supplement
-----------	--------------------------------------

To Do

1. **Sit** in a circle.
- Say:** I'll whisper a message, and you'll pass it along.
2. **Whisper a message** from the activity supplement into the ear of the kid sitting to your left. *You can repeat it if you need to.*
3. Once the kid hears the message, they **whisper** it to the kid on their left.
4. **Repeat** step 3 until the message gets to the last kid.
5. The last kid **says the message** out loud. *Celebrate, then clarify the message if it got mixed up.*
6. **Do the action** that goes along with the message.
5. **If time allows, repeat** game with other messages.

Movie & Music Transition • 30 seconds

Focus kids on emcee leading transition

Movie & Music • ≈ 25 minutes

Focus kids on video • Lead Bible break in small group

1. For worship, **stand** your small group up. **Model** and **encourage** participation.

Songs	Who I Wanna Be	Who You Are
-------	----------------	-------------

2. **Seat** your small group when worship is over.
3. **Choose** questions to talk about with your small group during the **3-minute Bible break**:
 - **Which part of the Bible story do you want to talk about?** *Answers will vary.*
 - **What did Elijah see and feel on the mountain?** *Wind, an earthquake, and fire*
 - **What kind of voice did God use to talk to Elijah?** *A gentle, whispering voice*
4. **Chant**, "Play it again!" with emcee.
5. **Watch** the rest of the video together.

Bible Verse Transition • 30 seconds

Focus kids on emcee leading transition

Bible Verse • 90 seconds

Help small group do verse and motions with emcee

Small Talk • 5-10 minutes

Review • Talk • Pray

Review the Bible verse and talk about it.

Learn motions: www.leaders.life.church/crosstown

1. **Show the verse on the back of this guide to your group and say it together with motions.**
2. **What time does God listen to you?** *Morning, noon, and night; all the time*
3. **When can you listen to God?** *All the time*

Review the point and talk about it.

Say: The point today is: **Every day, I make choices that honor Jesus.** Let's say it and talk about it!

1. **Recite** the point together.
2. **Talk about what honor means to you.** *Ideas: respect, obey, look up to, etc.*
3. **How can listening to God show honor to God?** *Ideas: It is respectful to Him, shows love to Him, shows you care about what He has to say, etc.*

Ask open questions and let kids talk.

1. **What things make you busy?** *Answers will vary.*
2. **When do you get to be quiet and still?** *Answers will vary.*
3. **What helps your body, brain, and heart slow down and listen to God?** *Answers will vary. Ideas: Sitting still; taking deep breaths; feeling your heartbeat; closing eyes; turning off TV, games, and toys, etc.*
4. **When you listen to God, what do you think He might say?** *Answers will vary. Help kids know God says good and loving things.*



Pray together.

Say: Praying is talking with God. What would you like to talk with God about?

1. **Listen** to what kids say and **pray** together.
2. **Not sure what to pray? Pray this:** *God, thank You for being close to us. Please remind us to listen to You every day. In Jesus' name, amen.*
3. **If time allows, follow up** on old prayer requests.

Check Out • Runs until kids leave

1. **Stay in small groups** until kids are checked out.
2. **Play** the game again.
3. **Compliment** kids when they leave and tell them you're looking forward to seeing them next week.





Small Group Leader Guide

God Takes Care of Me
Week 3 • God Appears to Elijah

Play • 15 minutes

Greet parents & kids • Play with kids

Clean Up Transition • 30 seconds

Focus kids on emcee leading transition

Clean Up • 2 minutes

Tidy the room • Form your small group

Welcome Transition • 30 seconds

Focus kids on emcee leading transition

Welcome • 3 minutes

Help kids in your small group feel seen and heard

1. **Introduce** yourself.
2. **Welcome** kids by name.
3. **Ask** kids what happened during their week and let them share their answers.
4. **Ask** about prayer requests and events kids told you about before.
5. **Talk about** the welcome questions:
 - What's your favorite song to turn up loud?
 - If you were wearing headphones, what would you listen to?

Every Day Song Transition • 30 seconds

Focus kids on emcee leading transition

Focus of the week:

Every day, I make choices that honor Jesus.

Every Day Song • 3 minutes

Dance • Sing • Encourage kids to do the same thing

Game Transition • 30 Seconds

Focus kids on emcee leading transition

Game • 5 minutes

Have fun with your small group

You'll Need

Per Group	Did You Hear It? Activity Supplement
-----------	--------------------------------------

To Do

1. **Sit** in a circle.
- Say:** I'll whisper a message, and you'll pass it along.
2. **Whisper a message** from the activity supplement into the ear of the kid sitting to your left. *You can repeat it if you need to.*
3. Once the kid hears the message, they **whisper** it to the kid on their left.
4. **Repeat** step 3 until the message gets to the last kid.
5. The last kid **says the message** out loud. *Celebrate, then clarify the message if it got mixed up.*
6. **Do the action** that goes along with the message.
5. **If time allows, repeat** game with other messages.

Movie & Music Transition • 30 seconds

Focus kids on emcee leading transition

Movie & Music • ≈ 25 minutes

Focus kids on video • Lead Bible break in small group

1. For worship, **stand** your small group up. **Model** and **encourage** participation.
- | Songs | Who I Wanna Be | Who You Are |
|-------|----------------|-------------|
|-------|----------------|-------------|
2. **Seat** your small group when worship is over.
 3. **Choose** questions to talk about with your small group during the **3-minute Bible break**:
 - **Which part of the Bible story do you want to talk about?** *Answers will vary.*
 - **What did Elijah see and feel on the mountain?** *Wind, an earthquake, and fire*
 - **What kind of voice did God use to talk to Elijah?** *A gentle, whispering voice*
 4. **Chant**, "Play it again!" with emcee.
 5. **Watch** the rest of the video together.

Bible Verse Transition • 30 seconds

Focus kids on emcee leading transition

Bible Verse • 90 seconds

Help small group do verse and motions with emcee

Small Talk • 5-10 minutes

Review • Talk • Pray

Review the Bible verse and talk about it.

Learn motions: www.leaders.life.church/crosstown

1. **Show the verse on the back of this guide to your group and say it together with motions.**
2. **What time does God listen to you?** *Morning, noon, and night; all the time*
3. **When can you listen to God?** *All the time*

Review the point and talk about it.

Say: The point today is: **Every day, I make choices that honor Jesus.** Let's say it and talk about it!

1. **Recite** the point together.
2. **Talk about what honor means to you.** *Ideas: respect, obey, look up to, etc.*
3. **How can listening to God show honor to God?** *Ideas: It is respectful to Him, shows love to Him, shows you care about what He has to say, etc.*

Ask open questions and let kids talk.

1. **What things make you busy?** *Answers will vary.*
2. **When do you get to be quiet and still?** *Answers will vary.*
3. **What helps your body, brain, and heart slow down and listen to God?** *Answers will vary. Ideas: Sitting still; taking deep breaths; feeling your heartbeat; closing eyes; turning off TV, games, and toys, etc.*
4. **When you listen to God, what do you think He might say?** *Answers will vary. Help kids know God says good and loving things.*

Pray together.

Say: Praying is talking with God. What would you like to talk with God about?

1. **Listen** to what kids say and **pray** together.
2. **Not sure what to pray? Pray this:** *God, thank You for being close to us. Please remind us to listen to You every day. In Jesus' name, amen.*
3. **If time allows, follow up** on old prayer requests.

Check Out • Runs until kids leave

1. **Stay in small groups** until kids are checked out.
2. **Play** the game again.
3. **Compliment** kids when they leave and tell them you're looking forward to seeing them next week.

