


Small Group Leader Guide



Week 3

Ages 2-3
Coming Home

Question

How can I find the truth?

Answer

I can trust Jesus.

Bible Verse

John 14:6 NIV

... "I am the way and the truth and the life. ..."

What To Do First

Review

1. **Introduce** yourself.
2. **Say** the **Question**, **Answer**, and **Verse** together.

Read

1. **Lay** Story Cards in order.
2. **Point** to the first card.
3. **Read** the caption.
4. **Say** the **Say With Me** statement together.
5. **Do Action** together.
6. **Repeat** steps 2-5 for Story Cards 2-3.

Remember

Now What?

1. **Show** Story Card 1.
2. **Read** the caption.
3. **Ask**, "Now what's going to happen in the next picture?" *Kids answer.*
4. **Repeat** steps 1-3 for Story Cards 2-3.

Say With Me & Actions

Story Card 1

Say With Me

The son took the money.

Action

Pretend you have lots of money in your hands.

Story Card 2

Say With Me

The son spent the money.

Action

Pretend to be a pig in the mud.

Story Card 3

Say With Me

The father loved the son.

Action

Give yourself a big hug.

How To Wrap Up

Talk

The son was so hungry. What do you do when you're hungry?

Pray

Ask kids what they want to talk to God about, and pray with them.

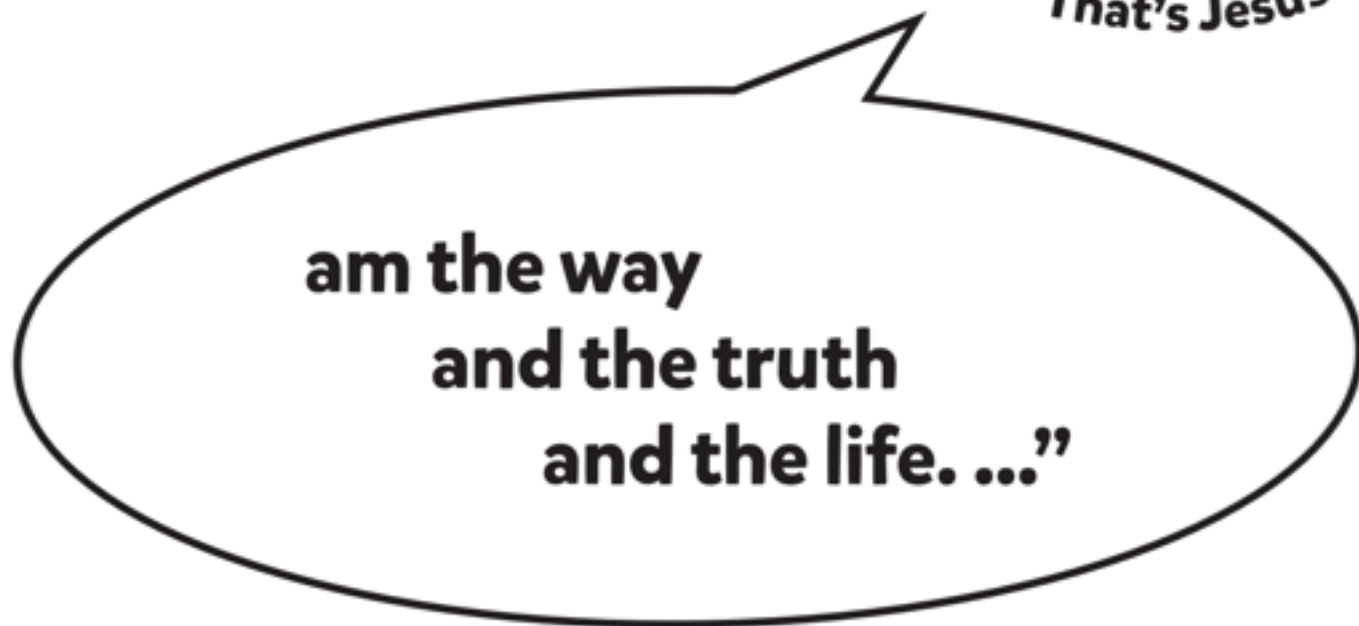
Check Out Time

Begin When Parents Arrive


1. **Combine** your Small Groups if you need to free up a leader.
2. One leader **stands** at the door to **greet** parents and **run** check out.
3. When a kid leaves, **tell** the parents something positive about their kid.
4. **Encourage** parents to take a picture of the Parent Convo card.
5. **Keep kids busy in small groups:** Do Story Card activities, let kids share what's on their mind, or pray together to build closer relationships.



That's Jesus!



Small Group Leader Guide



Week 3

Ages 2-3
Coming Home

Question

How can I find the truth?

Answer

I can trust Jesus.

Bible Verse

John 14:6 NIV

... "I am the way and the truth and the life. ..."

What To Do First

Review

1. **Introduce** yourself.
2. **Say** the **Question**, **Answer**, and **Verse** together.

Read

1. **Lay** Story Cards in order.
2. **Point** to the first card.
3. **Read** the caption.
4. **Say** the **Say With Me** statement together.
5. **Do Action** together.
6. **Repeat** steps 2-5 for Story Cards 2-3.

Remember

Now What?

1. **Show** Story Card 1.
2. **Read** the caption.
3. **Ask**, "Now what's going to happen in the next picture?" *Kids answer.*
4. **Repeat** steps 1-3 for Story Cards 2-3.

Say With Me & Actions

Story Card 1

Say With Me

The son took the money.

Action

Pretend you have lots of money in your hands.

Story Card 2

Say With Me

The son spent the money.

Action

Pretend to be a pig in the mud.

Story Card 3

Say With Me

The father loved the son.

Action

Give yourself a big hug.

How To Wrap Up

Talk

The son was so hungry. What do you do when you're hungry?

Pray

Ask kids what they want to talk to God about, and pray with them.

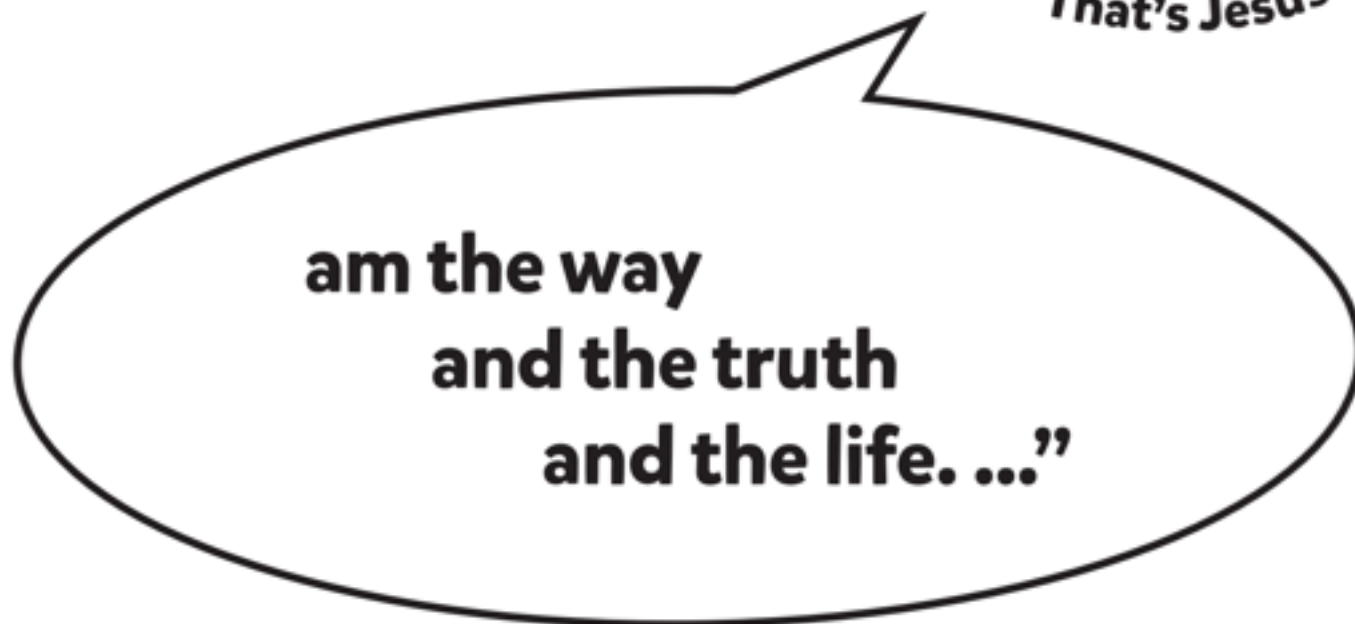
Check Out Time

Begin When Parents Arrive


1. **Combine** your Small Groups if you need to free up a leader.
2. One leader **stands** at the door to **greet** parents and **run** check out.
3. When a kid leaves, **tell** the parents something positive about their kid.
4. **Encourage** parents to take a picture of the Parent Convo card.
5. **Keep kids busy in small groups:** Do Story Card activities, let kids share what's on their mind, or pray together to build closer relationships.



That's Jesus!



Small Group Leader Guide



Week 3

Ages 2-3
Coming Home

Question

How can I find the truth?

Answer

I can trust Jesus.

Bible Verse

John 14:6 NIV

... "I am the way and the truth and the life. ..."

What To Do First

Review

1. **Introduce** yourself.
2. **Say** the **Question**, **Answer**, and **Verse** together.

Read

1. **Lay** Story Cards in order.
2. **Point** to the first card.
3. **Read** the caption.
4. **Say** the **Say With Me** statement together.
5. **Do Action** together.
6. **Repeat** steps 2-5 for Story Cards 2-3.

Remember

Now What?

1. **Show** Story Card 1.
2. **Read** the caption.
3. **Ask**, "Now what's going to happen in the next picture?" *Kids answer.*
4. **Repeat** steps 1-3 for Story Cards 2-3.

Say With Me & Actions

Story Card 1

Say With Me

The son took the money.

Action

Pretend you have lots of money in your hands.

Story Card 2

Say With Me

The son spent the money.

Action

Pretend to be a pig in the mud.

Story Card 3

Say With Me

The father loved the son.

Action

Give yourself a big hug.

How To Wrap Up

Talk

The son was so hungry. What do you do when you're hungry?

Pray

Ask kids what they want to talk to God about, and pray with them.

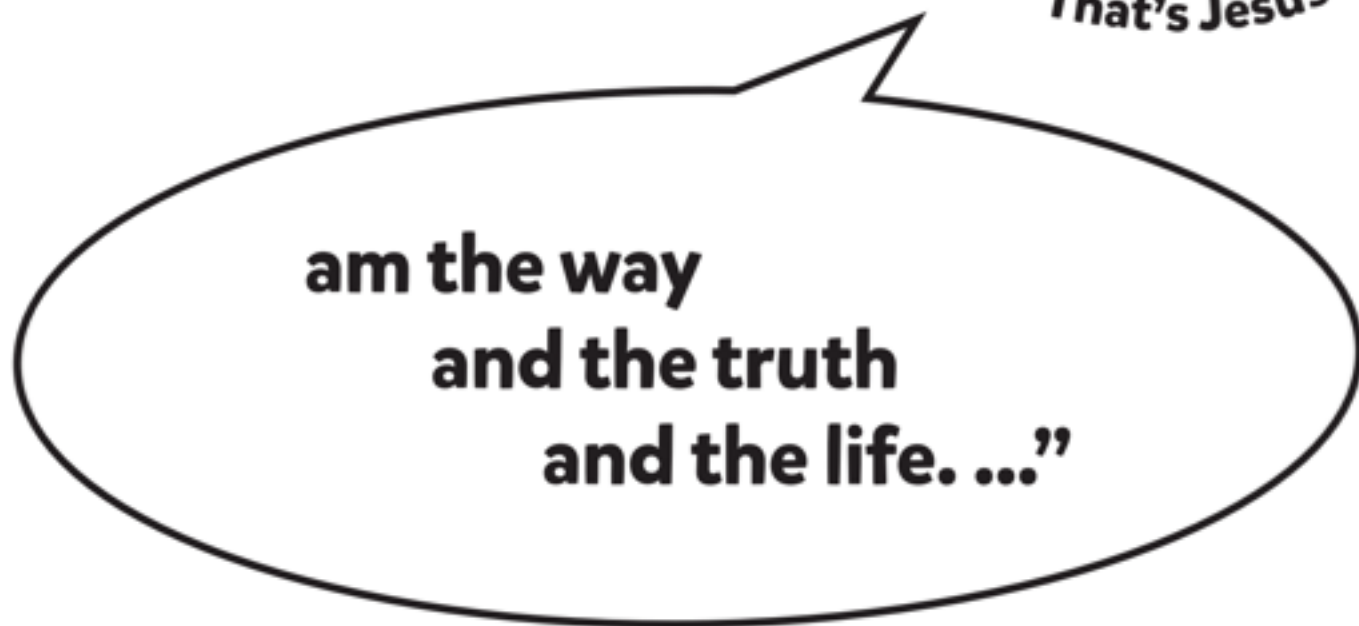
Check Out Time

Begin When Parents Arrive


1. **Combine** your Small Groups if you need to free up a leader.
2. One leader **stands** at the door to **greet** parents and **run** check out.
3. When a kid leaves, **tell** the parents something positive about their kid.
4. **Encourage** parents to take a picture of the Parent Convo card.
5. **Keep kids busy in small groups:** Do Story Card activities, let kids share what's on their mind, or pray together to build closer relationships.



That's Jesus!



Small Group Leader Guide



Week 3

Ages 2-3
Coming Home

Question

How can I find the truth?

Answer

I can trust Jesus.

Bible Verse

John 14:6 NIV

... "I am the way and the truth and the life. ..."

What To Do First

Review

1. **Introduce** yourself.
2. **Say** the **Question**, **Answer**, and **Verse** together.

Read

1. **Lay** Story Cards in order.
2. **Point** to the first card.
3. **Read** the caption.
4. **Say** the **Say With Me** statement together.
5. **Do Action** together.
6. **Repeat** steps 2-5 for Story Cards 2-3.

Remember

Now What?

1. **Show** Story Card 1.
2. **Read** the caption.
3. **Ask**, "Now what's going to happen in the next picture?" *Kids answer.*
4. **Repeat** steps 1-3 for Story Cards 2-3.

Say With Me & Actions

Story Card 1

Say With Me

The son took the money.

Action

Pretend you have lots of money in your hands.

Story Card 2

Say With Me

The son spent the money.

Action

Pretend to be a pig in the mud.

Story Card 3

Say With Me

The father loved the son.

Action

Give yourself a big hug.

How To Wrap Up

Talk

The son was so hungry. What do you do when you're hungry?

Pray

Ask kids what they want to talk to God about, and pray with them.

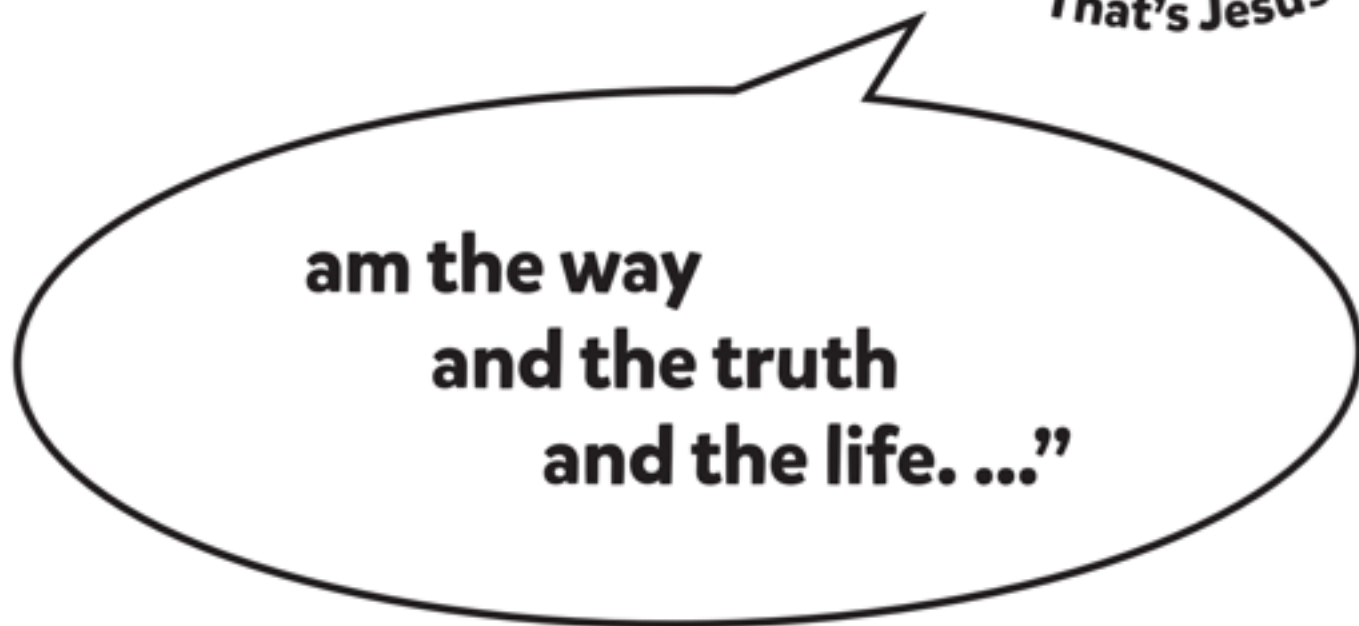
Check Out Time

Begin When Parents Arrive


1. **Combine** your Small Groups if you need to free up a leader.
2. One leader **stands** at the door to **greet** parents and **run** check out.
3. When a kid leaves, **tell** the parents something positive about their kid.
4. **Encourage** parents to take a picture of the Parent Convo card.
5. **Keep kids busy in small groups:** Do Story Card activities, let kids share what's on their mind, or pray together to build closer relationships.



That's Jesus!



Small Group Leader Guide



Week 3

Ages 2-3
Coming Home

Question

How can I find the truth?

Answer

I can trust Jesus.

Bible Verse

John 14:6 NIV

... "I am the way and the truth and the life. ..."

What To Do First

Review

1. **Introduce** yourself.
2. **Say** the **Question**, **Answer**, and **Verse** together.

Read

1. **Lay** Story Cards in order.
2. **Point** to the first card.
3. **Read** the caption.
4. **Say** the **Say With Me** statement together.
5. **Do Action** together.
6. **Repeat** steps 2-5 for Story Cards 2-3.

Remember

Now What?

1. **Show** Story Card 1.
2. **Read** the caption.
3. **Ask**, "Now what's going to happen in the next picture?" *Kids answer.*
4. **Repeat** steps 1-3 for Story Cards 2-3.

Say With Me & Actions

Story Card 1

Say With Me

The son took the money.

Action

Pretend you have lots of money in your hands.

Story Card 2

Say With Me

The son spent the money.

Action

Pretend to be a pig in the mud.

Story Card 3

Say With Me

The father loved the son.

Action

Give yourself a big hug.

How To Wrap Up

Talk

The son was so hungry. What do you do when you're hungry?

Pray

Ask kids what they want to talk to God about, and pray with them.

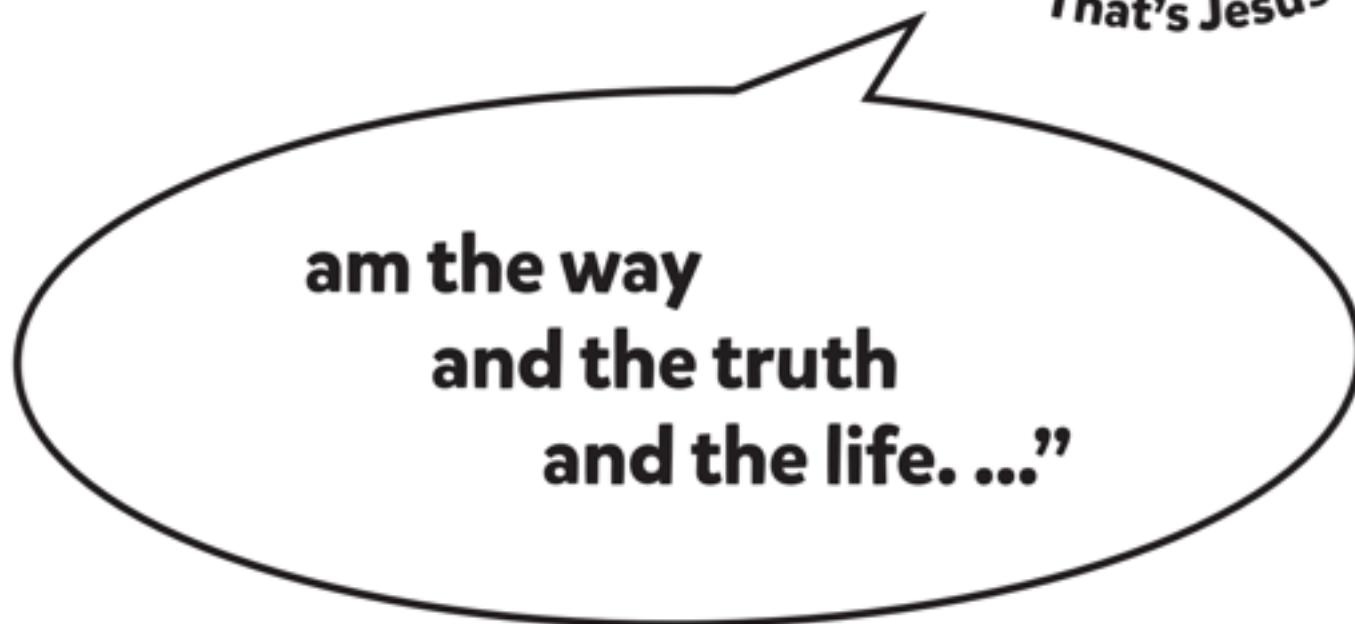
Check Out Time

Begin When Parents Arrive


1. **Combine** your Small Groups if you need to free up a leader.
2. One leader **stands** at the door to **greet** parents and **run** check out.
3. When a kid leaves, **tell** the parents something positive about their kid.
4. **Encourage** parents to take a picture of the Parent Convo card.
5. **Keep kids busy in small groups:** Do Story Card activities, let kids share what's on their mind, or pray together to build closer relationships.



That's Jesus!



Small Group Leader Guide



Week 3

Ages 2-3
Coming Home

Question

How can I find the truth?

Answer

I can trust Jesus.

Bible Verse

John 14:6 NIV

... "I am the way and the truth and the life. ..."

What To Do First

Review

1. **Introduce** yourself.
2. **Say** the **Question**, **Answer**, and **Verse** together.

Read

1. **Lay** Story Cards in order.
2. **Point** to the first card.
3. **Read** the caption.
4. **Say** the **Say With Me** statement together.
5. **Do Action** together.
6. **Repeat** steps 2-5 for Story Cards 2-3.

Remember

Now What?

1. **Show** Story Card 1.
2. **Read** the caption.
3. **Ask**, "Now what's going to happen in the next picture?" *Kids answer.*
4. **Repeat** steps 1-3 for Story Cards 2-3.

Say With Me & Actions

Story Card 1

Say With Me

The son took the money.

Action

Pretend you have lots of money in your hands.

Story Card 2

Say With Me

The son spent the money.

Action

Pretend to be a pig in the mud.

Story Card 3

Say With Me

The father loved the son.

Action

Give yourself a big hug.

How To Wrap Up

Talk

The son was so hungry. What do you do when you're hungry?

Pray

Ask kids what they want to talk to God about, and pray with them.

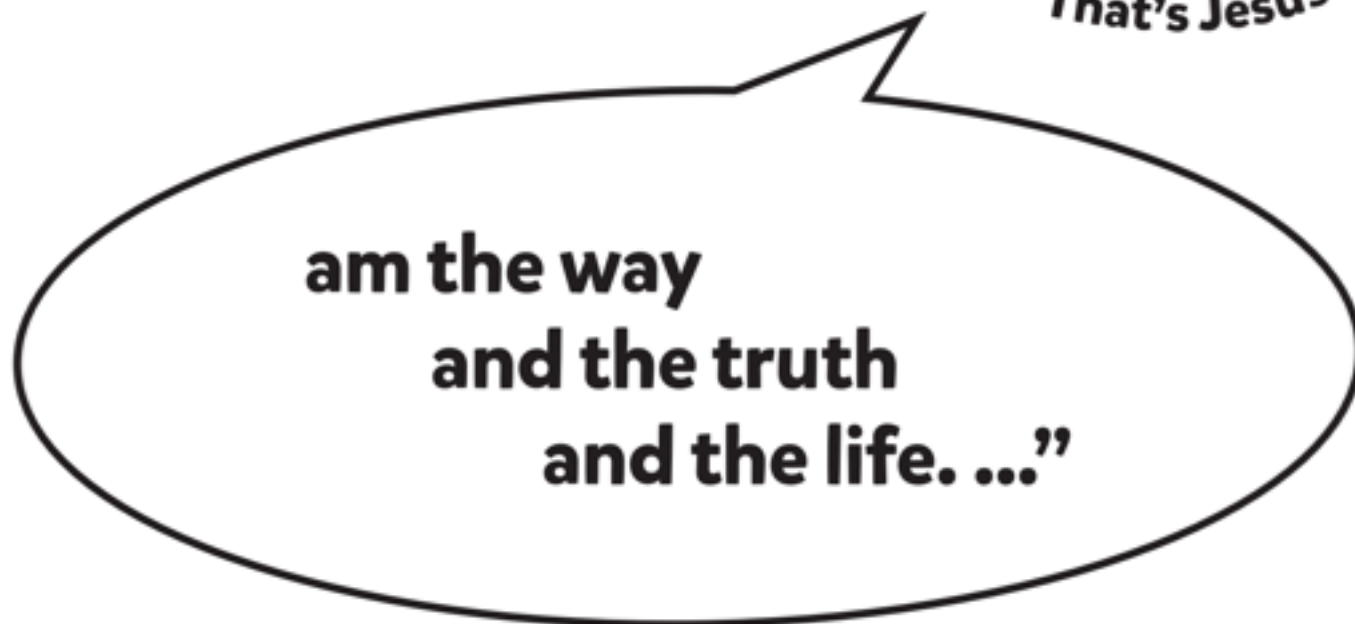
Check Out Time

Begin When Parents Arrive


1. **Combine** your Small Groups if you need to free up a leader.
2. One leader **stands** at the door to **greet** parents and **run** check out.
3. When a kid leaves, **tell** the parents something positive about their kid.
4. **Encourage** parents to take a picture of the Parent Convo card.
5. **Keep kids busy in small groups:** Do Story Card activities, let kids share what's on their mind, or pray together to build closer relationships.



That's Jesus!



Small Group Leader Guide



Week 3

Ages 2-3
Coming Home

Question

How can I find the truth?

Answer

I can trust Jesus.

Bible Verse

John 14:6 NIV

... "I am the way and the truth and the life. ..."

What To Do First

Review

1. **Introduce** yourself.
2. **Say** the **Question**, **Answer**, and **Verse** together.

Read

1. **Lay** Story Cards in order.
2. **Point** to the first card.
3. **Read** the caption.
4. **Say** the **Say With Me** statement together.
5. **Do Action** together.
6. **Repeat** steps 2-5 for Story Cards 2-3.

Remember

Now What?

1. **Show** Story Card 1.
2. **Read** the caption.
3. **Ask**, "Now what's going to happen in the next picture?" *Kids answer.*
4. **Repeat** steps 1-3 for Story Cards 2-3.

Say With Me & Actions

Story Card 1

Say With Me

The son took the money.

Action

Pretend you have lots of money in your hands.

Story Card 2

Say With Me

The son spent the money.

Action

Pretend to be a pig in the mud.

Story Card 3

Say With Me

The father loved the son.

Action

Give yourself a big hug.

How To Wrap Up

Talk

The son was so hungry. What do you do when you're hungry?

Pray

Ask kids what they want to talk to God about, and pray with them.

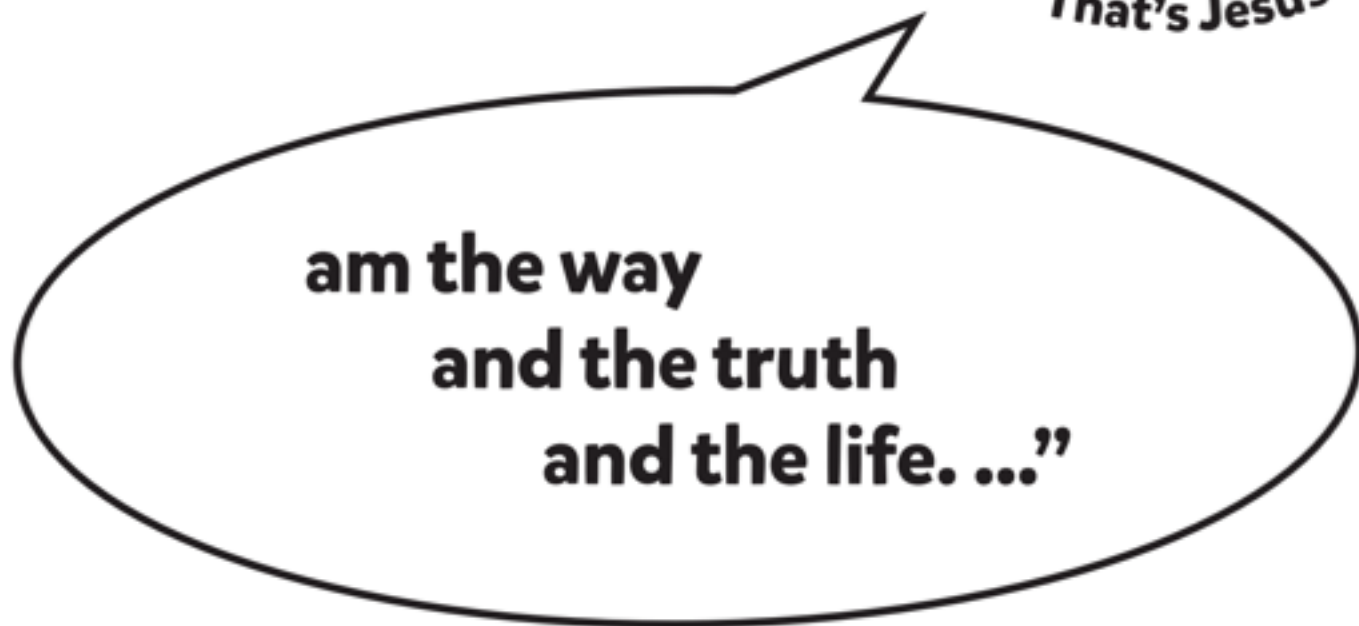
Check Out Time

Begin When Parents Arrive


1. **Combine** your Small Groups if you need to free up a leader.
2. One leader **stands** at the door to **greet** parents and **run** check out.
3. When a kid leaves, **tell** the parents something positive about their kid.
4. **Encourage** parents to take a picture of the Parent Convo card.
5. **Keep kids busy in small groups:** Do Story Card activities, let kids share what's on their mind, or pray together to build closer relationships.



That's Jesus!



Small Group Leader Guide



Week 3

Ages 2-3
Coming Home

Question

How can I find the truth?

Answer

I can trust Jesus.

Bible Verse

John 14:6 NIV

... "I am the way and the truth and the life. ..."

What To Do First

Review

1. **Introduce** yourself.
2. **Say** the **Question**, **Answer**, and **Verse** together.

Read

1. **Lay** Story Cards in order.
2. **Point** to the first card.
3. **Read** the caption.
4. **Say** the **Say With Me** statement together.
5. **Do Action** together.
6. **Repeat** steps 2-5 for Story Cards 2-3.

Remember

Now What?

1. **Show** Story Card 1.
2. **Read** the caption.
3. **Ask**, "Now what's going to happen in the next picture?" *Kids answer.*
4. **Repeat** steps 1-3 for Story Cards 2-3.

Say With Me & Actions

Story Card 1

Say With Me

The son took the money.

Action

Pretend you have lots of money in your hands.

Story Card 2

Say With Me

The son spent the money.

Action

Pretend to be a pig in the mud.

Story Card 3

Say With Me

The father loved the son.

Action

Give yourself a big hug.

How To Wrap Up

Talk

The son was so hungry. What do you do when you're hungry?

Pray

Ask kids what they want to talk to God about, and pray with them.

Check Out Time

Begin When Parents Arrive

1. **Combine** your Small Groups if you need to free up a leader.
2. One leader **stands** at the door to **greet** parents and **run** check out.
3. When a kid leaves, **tell** the parents something positive about their kid.
4. **Encourage** parents to take a picture of the Parent Convo card.
5. **Keep kids busy in small groups:** Do Story Card activities, let kids share what's on their mind, or pray together to build closer relationships.



That's Jesus!

