Monthly Verse Graphic



Small Group Leader Guide



Week 1

Ages 2-3
A Voice in the Night

Question

When can you pray?

Answer

I can pray all night, all day!

Bible Verse

Psalm 55:17 NLT
Morning, noon, and night ... the LORD hears my voice.

What To Do First

Review

1. **Introduce** yourself.
2. **Say** the **Question**, **Answer**, and **Verse** together.

Read

1. **Lay** Story Cards in order.
2. **Point** to the first card.
3. **Read** the caption.
4. **Say** the **Say With Me** statement together.
5. **Do** the **Action** together.
6. **Repeat** steps 2-5 for Story Cards 2-3.

Remember

What Do You See?

1. **Hold up** Story Card 1.
2. **Ask,** "What do you see in this picture?" *Group answers.*
3. **Repeat** steps 1-2 for Story Cards 2-3.

Say With Me & Actions

	Say With Me	Action
Story Card 1	God said, "Samuel!"	Pretend to be asleep like Samuel.
Story Card 2	It wasn't Eli!	Pretend to be Eli, and say, "Go back to bed!"
Story Card 3	God talked with Samuel.	Make prayer hands, and talk with God.

How To Wrap Up

Talk

Samuel talked with God. When do you like to talk with God?

Pray

Ask kids what they want to talk to God about, and pray with them.

Adventure Book

Begin at Check Out Time

1. **Seat** your Small Group at a table.
2. If you need to help with check out, **combine** your Small Groups.
3. **Give** each kid an Adventure Book, six stickers, and some crayons.
4. **Help** kids do activities inside the book.
5. **Keep** kids at the tables to color during check out.
6. **Send** stickers home with kids who leave early.
7. When a kid leaves, **tell** the parents something positive about their kid.

Small Group Leader Guide



Week 2

Ages 2-3
A Voice in the Night

Question

When can you pray?

Answer

I can pray all night, all day!

Bible Verse

Psalm 55:17 NLT
Morning, noon, and night ... the LORD hears my voice.

What To Do First

Review

1. **Introduce** yourself.
2. **Say** the **Question**, **Answer**, and **Verse** together.

Read

1. **Lay** Story Cards in order.
2. **Point** to the first card.
3. **Read** the caption.
4. **Say** the **Say With Me** statement together.
5. **Do** the **Action** together.
6. **Repeat** steps 2-5 for Story Cards 2-3.

Remember

Mix It Up

1. **Shuffle** Story Cards.
2. **Place** Story Cards in the wrong order.
3. **Say,** "This story is mixed up! Help me fix it."
4. Group **helps** put Story Cards in order.

Say With Me & Actions

	Say With Me	Action
Story Card 1	God said, "Samuel!"	Pretend to be asleep like Samuel.
Story Card 2	It wasn't Eli!	Pretend to be Eli, and say, "Go back to bed!"
Story Card 3	God talked with Samuel.	Make prayer hands, and talk with God.

How To Wrap Up

Talk

God wanted to talk with Samuel. What does God want to talk with you about?

Pray

Ask kids what they want to talk to God about, and pray with them.

Adventure Book

Begin at Check Out Time

1. **Seat** your Small Group at a table.
2. If you need to help with check out, **combine** your Small Groups.
3. **Give** each kid an Adventure Book, six stickers, and some crayons.
4. **Help** kids do activities inside the book.
5. **Keep** kids at the tables to color during check out.
6. **Send** stickers home with kids who leave early.
7. When a kid leaves, **tell** the parents something positive about their kid.

Small Group Leader Guide



Week 3

Ages 2-3
A Voice in the Night

Question

When can you pray?

Answer

I can pray all night, all day!

Bible Verse

Psalm 55:17 NLT
Morning, noon, and night ... the LORD hears my voice.

What To Do First

Review

1. **Introduce** yourself.
2. **Say** the **Question**, **Answer**, and **Verse** together.

Read

1. **Lay** Story Cards in order.
2. **Point** to the first card.
3. **Read** the caption.
4. **Say** the **Say With Me** statement together.
5. **Do** the **Action** together.
6. **Repeat** steps 2-5 for Story Cards 2-3.

Remember *Now What?*

1. **Lay** down Story Card 1.
2. **Read** the caption.
3. **Ask,** "Now what's going to happen in the next picture?" *Group answers.*
4. **Repeat** steps 1-3 for Story Cards 2-3.

Say With Me & Actions

	Say With Me	Action
Story Card 1	God said, "Samuel!"	Pretend to be asleep like Samuel.
Story Card 2	It wasn't Eli!	Pretend to be Eli, and say, "Go back to bed!"
Story Card 3	God talked with Samuel.	Make prayer hands, and talk with God.

How To Wrap Up

Talk

God talked with Samuel at night. What can you talk about with God at night?

Pray

Ask kids what they want to talk to God about, and pray with them.

Adventure Book

Begin at Check Out Time

1. **Seat** your Small Group at a table.
2. If you need to help with check out, **combine** your Small Groups.
3. **Give** each kid an Adventure Book, six stickers, and some crayons.
4. **Help** kids do activities inside the book.
5. **Keep** kids at the tables to color during check out.
6. **Send** stickers home with kids who leave early.
7. When a kid leaves, **tell** the parents something positive about their kid.

Small Group Leader Guide



Week 4

Ages 2-3
A Voice in the Night

Question

When can you pray?

Answer

I can pray all night, all day!

Bible Verse

Psalm 55:17 NLT
Morning, noon, and night ... the LORD hears my voice.

What To Do First

Review

1. **Introduce** yourself.
2. **Say** the **Question**, **Answer**, and **Verse** together.

Read

1. **Lay** Story Cards in order.
2. **Point** to the first card.
3. **Read** the caption.
4. **Say** the **Say With Me** statement together.
5. **Do** the **Action** together.
6. **Repeat** steps 2-5 for Story Cards 2-3.

Remember

What's Missing?

1. **Lay out** two Story Cards.
2. **Ask,** "Which picture is missing?" *Group answers.*
3. **Lay** missing Story Card in its place.
4. **Repeat** steps 1-3, but leave out different card.

Say With Me & Actions

	Say With Me	Action
Story Card 1	God said, "Samuel!"	Pretend to be asleep like Samuel.
Story Card 2	It wasn't Eli!	Pretend to be Eli, and say, "Go back to bed!"
Story Card 3	God talked with Samuel.	Make prayer hands, and talk with God.

How To Wrap Up

Talk

Samuel was a good listener. What do you like to listen to?

Pray

Ask kids what they want to talk to God about, and pray with them.

Adventure Book

Begin at Check Out Time

1. **Seat** your Small Group at a table.
2. If you need to help with check out, **combine** your Small Groups.
3. **Give** each kid an Adventure Book, six stickers, and some crayons.
4. **Help** kids do activities inside the book.
5. **Keep** kids at the tables to color during check out.
6. **Send** stickers home with kids who leave early.
7. When a kid leaves, **tell** the parents something positive about their kid.