


Small Group Leader Guide



Week 1

Ages 4-K
A Baby and a Bush

Question

How can I do big stuff for God?

Answer

I obey God more each day!

Bible Verse

Luke 16:10 NIV *"Whoever can be trusted with very little can also be trusted with much ..."*

What To Do First

Review

1. **Introduce** yourself.
2. **Say** the **Question**, **Answer**, and **Verse** together.

Read

1. **Lay** Story Cards in order.
2. **Point** to the first card.
3. **Read** the caption.
4. **Ask** the **Review Question**.
5. **Do** the **Action** together.
6. **Repeat** steps 2-5 for Story Cards 2-5.

Remember

What Do You See?

1. **Hold up** Story Card 1.
2. **Ask**, "What do you see in this picture?" *Group answers.*
3. **Repeat** steps 1-2 for Story Cards 2-5.

Review Questions & Actions

Story Card 1

Question

What was Pharaoh's job?
King of Egypt

Action

Make a scared face because Pharaoh was afraid!

Story Card 2

Question

Who put baby Moses in the basket? *His mother*

Action

Pretend to watch Moses with Miriam.

Story Card 3

Question

Who found baby Moses?
Pharaoh's daughter

Action

Pretend to take Moses out of the basket.

Story Card 4

Question

When did Moses leave Egypt? *When he grew up*

Action

Pretend to be the fire Moses saw on God's burning bush.

Story Card 5

Question

Who was Moses' brother?
Aaron

Action

Pretend to march back to Egypt to set the Israelites free!

How To Wrap Up

Talk

Miriam watched her little brother. Did you ever help watch a baby?

Pray

Ask kids what they want to talk to God about, and pray with them.

Adventure Book

Begin at Check Out Time

1. If you need to help with check out, **combine** your Small Groups.
2. **Give** each kid an Adventure Book, six stickers, and some crayons.
3. **Help** kids do activities inside the book.
4. **Keep** kids busy coloring and talking during check out.
5. **Send** stickers home with kids who leave early.
6. When a kid leaves, **tell** the parents something positive about their kid.

Small Group Leader Guide



Week 2

Ages 4-K
A Baby and a Bush

Question

How can I do big stuff for God?

Answer

I obey God more each day!

Bible Verse

Luke 16:10 NIV *“Whoever can be trusted with very little can also be trusted with much ...”*

What To Do First

Review

1. **Introduce** yourself.
2. **Say** the **Question**, **Answer**, and **Verse** together.

Read

1. **Lay** Story Cards in order.
2. **Point** to the first card.
3. **Read** the caption.
4. **Ask** the **Review Question**.
5. **Do** the **Action** together.
6. **Repeat** steps 2-5 for Story Cards 2-5.

Remember

Mix It Up

1. **Shuffle** Story Cards.
2. **Place** Story Cards in the wrong order.
3. **Say**, “This story’s mixed up! Let’s put it in order.”
4. Group **helps** put Story Cards in order.

Review Questions & Actions

Story Card 1

Question

Who treated God’s people badly? *Pharaoh, the King of Egypt*

Action

Make a scared face because Pharaoh was afraid!

Story Card 2

Question

Who watched baby Moses in the river? *His sister, Miriam*

Action

Pretend to watch Moses with Miriam.

Story Card 3

Question

Where did Pharaoh’s daughter find Moses? *In a basket in the river*

Action

Pretend to take Moses out of the basket.

Story Card 4

Question

Where did Moses see God? *In a bush that had fire on it*

Action

Pretend to be the fire Moses saw on God’s burning bush.

Story Card 5

Question

Who did God send to help Moses? *Moses’ brother, Aaron*

Action

Pretend to march back to Egypt to set the Israelites free!

How To Wrap Up

Talk

Miriam helped Pharaoh’s daughter.
Who do you like to help?

Pray


Ask kids what they want to talk to God about, and pray with them.

Adventure Book

Begin at Check Out Time

1. If you need to help with check out, **combine** your Small Groups.
2. **Give** each kid an Adventure Book, six stickers, and some crayons.
3. **Help** kids do activities inside the book.
4. **Keep** kids busy coloring and talking during check out.
5. **Send** stickers home with kids who leave early.
6. When a kid leaves, **tell** the parents something positive about their kid.

Small Group Leader Guide



Week 3

Ages 4-K
A Baby and a Bush

Question

How can I do big stuff for God?

Answer

I obey God more each day!

Bible Verse

Luke 16:10 NIV *"Whoever can be trusted with very little can also be trusted with much ..."*

What To Do First

Review

1. **Introduce** yourself.
2. **Say** the **Question**, **Answer**, and **Verse** together.

Read

1. **Lay** Story Cards in order.
2. **Point** to the first card.
3. **Read** the caption.
4. **Ask** the **Review Question**.
5. **Do** the **Action** together.
6. **Repeat** steps 2-5 for Story Cards 2-5.

Remember Now What?

1. **Lay** down Story Card 1.
2. **Read** the caption.
3. **Ask**, "Now what's going to happen in the next picture?" *Group answers.*
4. **Repeat** steps 1-3 for Story Cards 2-5.

Review Questions & Actions

Story Card 1

Question

Who was Pharaoh afraid of? *God's people*

Action

Make a scared face because Pharaoh was afraid!

Story Card 2

Question

What did Moses' mother do to hide him? *Put him in a basket by the river's edge*

Action

Pretend to watch Moses with Miriam.

Story Card 3

Question

Who wanted to take care of baby Moses? *Miriam and Pharaoh's daughter*

Action

Pretend to take Moses out of the basket.

Story Card 4

Question

Did the bush burn right up or stay alive? *It stayed alive.*

Action

Pretend to be the fire Moses saw on God's burning bush.

Story Card 5

Question

Where did Moses and Aaron go? *Back to Egypt*

Action

Pretend to march back to Egypt to set the Israelites free!

How To Wrap Up

Talk

God's burning bush surprised Moses!
What's your favorite surprise?

Pray


Ask kids what they want to talk to God about, and pray with them.

Adventure Book

Begin at Check Out Time

1. If you need to help with check out, **combine** your Small Groups.
2. **Give** each kid an Adventure Book, six stickers, and some crayons.
3. **Help** kids do activities inside the book.
4. **Keep** kids busy coloring and talking during check out.
5. **Send** stickers home with kids who leave early.
6. When a kid leaves, **tell** the parents something positive about their kid.

Small Group Leader Guide



Week 4

Ages 4-K
A Baby and a Bush

Question

How can I do big stuff for God?

Answer

I obey God more each day!

Bible Verse

Luke 16:10 NIV *“Whoever can be trusted with very little can also be trusted with much ...”*

What To Do First

Review

1. **Introduce** yourself.
2. **Say** the **Question**, **Answer**, and **Verse** together.

Read

1. **Lay** Story Cards in order.
2. **Point** to the first card.
3. **Read** the caption.
4. **Ask** the **Review Question**.
5. **Do** the **Action** together.
6. **Repeat** steps 2-5 for Story Cards 2-5.

Remember

What's Missing?

1. **Lay** out four Story Cards.
2. **Ask**, “Which picture is missing?” *Group answers.*
3. **Lay** Story Card in place.
4. **Repeat** steps 1-3, but **leave out** different card.

Review Questions & Actions

Story Card 1

Question

Who was afraid of God's people? *Pharaoh, the king of Egypt*

Action

Make a scared face because Pharaoh was afraid!

Story Card 2

Question

Why did Moses' mother put him in a basket? *He wasn't safe from Pharaoh.*

Action

Pretend to watch Moses with Miriam.

Story Card 3

Question

Who helped Pharaoh's daughter? *Miriam, Moses' sister*

Action

Pretend to take Moses out of the basket.

Story Card 4

Question

What did God tell Moses? *“My people are hurting. Go save them. I'll help you.”*

Action

Pretend to be the fire Moses saw on God's burning bush.

Story Card 5

Question

Who obeyed God? *Moses and his brother Aaron*

Action

Pretend to march back to Egypt to set the Israelites free!

How To Wrap Up

Talk

Miriam obeyed her mom.
What do you do to obey?

Pray

Ask kids what they want to talk to God about, and pray with them.

Adventure Book

Begin at Check Out Time

1. If you need to help with check out, **combine** your Small Groups.
2. **Give** each kid an Adventure Book, six stickers, and some crayons.
3. **Help** kids do activities inside the book.
4. **Keep** kids busy coloring and talking during check out.
5. **Send** stickers home with kids who leave early.
6. When a kid leaves, **tell** the parents something positive about their kid.