


Small Group Leader Guide



Week 1

Ages 2-3
A Baby and a Bush

Question

How can I do big stuff for God?

Answer

I obey God more each day!

Bible Verse

Luke 16:10 NIV *“Whoever can be trusted with very little can also be trusted with much ...”*

What To Do First

Review

1. **Introduce** yourself.
2. **Say** the **Question**, **Answer**, and **Verse** together.

Read

1. **Lay** Story Cards in order.
2. **Point** to the first card.
3. **Read** the caption.
4. **Say** the **Say With Me** statement together.
5. **Do** the **Action** together.
6. **Repeat** steps 2-5 for Story Cards 2-3.

Remember

What Do You See?

1. **Hold up** Story Card 1.
2. **Ask**, “What do you see in this picture?” *Group answers.*
3. **Repeat** steps 1-2 for Story Cards 2-3.

Say With Me & Actions

Story Card 1

Say With Me

Miriam watched Moses.

Action

Pretend to watch Moses with Miriam.

Story Card 2

Say With Me

Miriam helped.

Action

Pretend to take baby Moses out of the basket.

Story Card 3

Say With Me

Moses obeyed God.

Action

Pretend to be the fire Moses saw on God’s burning bush.

How To Wrap Up

Talk

Miriam watched her little brother.
Did you ever help watch a baby?

Pray

Ask kids what they want to talk to God about, and pray with them.

Adventure Book Begin at Check Out Time

1. **Seat** your Small Group at a table.
2. If you need to help with check out, **combine** your Small Groups.
3. **Give** each kid an Adventure Book, six stickers, and some crayons.
4. **Help** kids do activities inside the book.
5. **Keep** kids at the tables to color during check out.
6. **Send** stickers home with kids who leave early.
7. When a kid leaves, **tell** the parents something positive about their kid.

Small Group Leader Guide



Week 2

Ages 2-3
A Baby and a Bush

Question

How can I do big stuff for God?

Answer

I obey God more each day!

Bible Verse

Luke 16:10 NIV *“Whoever can be trusted with very little can also be trusted with much ...”*

What To Do First

Review

1. **Introduce** yourself.
2. **Say** the **Question**, **Answer**, and **Verse** together.

Read

1. **Lay** Story Cards in order.
2. **Point** to the first card.
3. **Read** the caption.
4. **Say** the **Say With Me** statement together.
5. **Do** the **Action** together.
6. **Repeat** steps 2-5 for Story Cards 2-3.

Remember

Mix It Up

1. **Shuffle** Story Cards.
2. **Place** Story Cards in the wrong order.
3. **Say**, “This story is mixed up! Help me fix it.”
4. Group **helps** put Story Cards in order.

Say With Me & Actions

Story Card 1

Say With Me

Miriam watched Moses.

Action

Pretend to watch Moses with Miriam.

Story Card 2

Say With Me

Miriam helped.

Action

Pretend to take baby Moses out of the basket.

Story Card 3

Say With Me

Moses obeyed God.

Action

Pretend to be the fire Moses saw on God’s burning bush.

How To Wrap Up

Talk

Miriam helped Pharaoh’s daughter.
Who do you like to help?


Pray

Ask kids what they want to talk to God about, and pray with them.

Adventure Book Begin at Check Out Time

1. **Seat** your Small Group at a table.
2. If you need to help with check out, **combine** your Small Groups.
3. **Give** each kid an Adventure Book, six stickers, and some crayons.
4. **Help** kids do activities inside the book.
5. **Keep** kids at the tables to color during check out.
6. **Send** stickers home with kids who leave early.
7. When a kid leaves, **tell** the parents something positive about their kid.

Small Group Leader Guide



Week 3

Ages 2-3
A Baby and a Bush

Question

How can I do big stuff for God?

Answer

I obey God more each day!

Bible Verse

Luke 16:10 NIV *“Whoever can be trusted with very little can also be trusted with much ...”*

What To Do First

Review

1. **Introduce** yourself.
2. **Say** the **Question**, **Answer**, and **Verse** together.

Read

1. **Lay** Story Cards in order.
2. **Point** to the first card.
3. **Read** the caption.
4. **Say** the **Say With Me** statement together.
5. **Do** the **Action** together.
6. **Repeat** steps 2-5 for Story Cards 2-3.

Remember

Now What?

1. **Lay** down Story Card 1.
2. **Read** the caption.
3. **Ask**, “Now what’s going to happen in the next picture?” *Group answers.*
4. **Repeat** steps 1-3 for Story Cards 2-3.

Say With Me & Actions

Story Card 1

Say With Me

Miriam watched Moses.

Action

Pretend to watch Moses with Miriam.

Story Card 2

Say With Me

Miriam helped.

Action

Pretend to take baby Moses out of the basket.

Story Card 3

Say With Me

Moses obeyed God.

Action

Pretend to be the fire Moses saw on God’s burning bush.

How To Wrap Up

Talk

God’s burning bush surprised Moses!
What’s your favorite surprise?


Pray

Ask kids what they want to talk to God about, and pray with them.

Adventure Book Begin at Check Out Time

1. **Seat** your Small Group at a table.
2. If you need to help with check out, **combine** your Small Groups.
3. **Give** each kid an Adventure Book, six stickers, and some crayons.
4. **Help** kids do activities inside the book.
5. **Keep** kids at the tables to color during check out.
6. **Send** stickers home with kids who leave early.
7. When a kid leaves, **tell** the parents something positive about their kid.

Small Group Leader Guide



Week 4

Ages 2-3
A Baby and a Bush

Question

How can I do big stuff for God?

Answer

I obey God more each day!

Bible Verse

Luke 16:10 NIV *“Whoever can be trusted with very little can also be trusted with much ...”*

What To Do First

Review

1. **Introduce** yourself.
2. **Say** the **Question**, **Answer**, and **Verse** together.

Read

1. **Lay** Story Cards in order.
2. **Point** to the first card.
3. **Read** the caption.
4. **Say** the **Say With Me** statement together.
5. **Do** the **Action** together.
6. **Repeat** steps 2-5 for Story Cards 2-3.

Remember

What's Missing?

1. **Lay out** two Story Cards.
2. **Ask**, “Which picture is missing?” *Group answers.*
3. **Lay** missing Story Card in its place.
4. **Repeat** steps 1-3, but leave out different card.

Say With Me & Actions

Story Card 1

Say With Me

Miriam watched Moses.

Action

Pretend to watch Moses with Miriam.

Story Card 2

Say With Me

Miriam helped.

Action

Pretend to take baby Moses out of the basket.

Story Card 3

Say With Me

Moses obeyed God.

Action

Pretend to be the fire Moses saw on God's burning bush.

How To Wrap Up

Talk

Miriam obeyed her mom.
What do you do to obey?

Pray

Ask kids what they want to talk to God about, and pray with them.

Adventure Book Begin at Check Out Time

1. **Seat** your Small Group at a table.
2. If you need to help with check out, **combine** your Small Groups.
3. **Give** each kid an Adventure Book, six stickers, and some crayons.
4. **Help** kids do activities inside the book.
5. **Keep** kids at the tables to color during check out.
6. **Send** stickers home with kids who leave early.
7. When a kid leaves, **tell** the parents something positive about their kid.