


PROP TALK A

Whole Group Leader Guide



A BABY AND A BUSH

1st GET STRONGER

directions on back

YOU'LL NEED

- Inflatable dumbbell (1 per room)

2nd SAY WITH ME

all ages

Say Together: I obey God more each day!

3rd QUESTIONS

ages 4-K

1. **Do you need big muscles to be strong for God?**
No
2. **What stuff can you do each day to get strong for God?** See "Actions List" on back for ideas.

GET STRONGER

directions

1. **Pretend** the dumbbell is really heavy and can't be lifted off the floor.
Say: These weights are so heavy! If I want to lift them, I need to practice doing some little stuff first to get big and strong.
2. **Pretend** to lift them again, without success.
Say: Friends, help me do some little stuff so I can get big and strong for God!
3. **Read** an action from the **Actions List** below.
4. Everyone **acts out** the action together.
Say: I'm starting to feel a lot stronger for God now! Say, "I obey God more each day!" while I try to lift these really heavy weights again!
5. Everyone **says** together, "I obey God more each day!"
6. **Lift** the dumbbell. **Pretend** it's hard, but you can do it.
7. **Repeat** steps 3-6 for each action on the list, but pretend to struggle less each time.
8. **Pretend** to be so strong you can lift the dumbbell over your head!
9. **Say** "Say With Me" listed on the front.
10. For ages 4-K, **ask** "Questions" listed on the front.


Actions List

- I pray for my parent to have a good day.
- I clean up all my toys.
- I sing a song to God.
- I say my Bible verse, Luke 16:10 "Whoever can be trusted with very little can also be trusted with much ..."
- I give my friend a hug.

See your room's Quick Look to find out which week you'll lead through this Prop Talk.

PROP TALK B

Whole Group Leader Guide



A BABY AND A BUSH

1st BIG OR BABY?

directions on back

YOU'LL NEED

- Bag (1 per room)
- Tiny onesie (1 per room)
- Cup (1 per room)
- Tiny sock (1 per room)
- Fork (1 per room)
- Crayon (1 per room)
- Baby bottle (1 per room)

2nd SAY WITH ME

all ages

Say Together: I obey God more each day!

3rd QUESTIONS

ages 4-K

1. **Why is it a bad idea to give big-kid stuff to a baby?** *They don't know what it's for; they might make a mess; they might get hurt.*
2. **Why do you think you're good at using the big-kid stuff?** *I know what it's for, I can use them correctly, I can be trusted with them, etc.*

BIG OR BABY?

directions

Before Prop Talk

1. **Secretly place** the baby bottle, onesie, sock, cup, crayon, and fork inside the bag.

Prop Talk

1. **Show** the bag of items, and shake it gently.

Say: Friends, look! I have a bag full of stuff! Help me sort it out. Tell me if it's big stuff for big kids or if it's baby stuff for babies! Ready?

2. Kids **respond**.
3. **Take out** items one at a time. Each time, ask if it's big stuff for big kids or baby stuff for babies.

Note: *Some of your younger kids may still use bottles. Don't shame them.*

Baby Stuff

Baby bottle
Tiny onesie
Tiny sock

Big-Kid Stuff

Cup
Crayon
Fork

Say: You can't give this big-kid stuff to a baby! They don't know what they're for, they might make a mess, or they might even get hurt! Just think about how much you've changed since you were a baby!


Ask: How many of you are big kids who want to obey the little stuff—and the big stuff—each day?

4. Kids **respond**.
5. **Say** "Say With Me" listed on the front.
6. For ages 4-K, **ask** "Questions" listed on the front.

See your room's Quick Look to find out which week you'll lead through this Prop Talk.

PROP TALK C

Whole Group Leader Guide



A BABY AND A BUSH

1st CLEAN IT UP

directions on back

YOU'LL NEED

- A bin of toys from your room (1 per room)

2nd SAY WITH ME

all ages

Say Together: I obey God more each day!

3rd QUESTIONS

ages 4-K

1. **Is it always fun to obey the small stuff?** *No*
2. **Why should you obey the small stuff when you don't feel like obeying?** *Obeying the small stuff gets you ready to do the big stuff for God.*

CLEAN IT UP

directions

Say: All I wanna do is play, play, play! So I'm gonna make a big mess!

1. **Dump out** one of your room's toy bins. **Choose** the bin with the most pieces in it.

Say: Whoa. That is a big mess. It sure looks fun to play in ... but is that what we're supposed to do right now?

2. **Point** to picture schedule on the wall to show kids that Play Time is over, the kids already cleaned up, and now it's time for Prop Talk.
3. Kids **answer**.

Say: Friends, you're right. I need to clean up. I need to do the small stuff to get ready for the big stuff we'll learn on our Bible Adventure! Anyone want to help me?

4. **Clean up** the rest of the toys with any kids who want to help.


Say: Phew, now we finished that little stuff! Let's go on a Bible Adventure and learn big stuff!

5. **Say** "Say With Me" listed on the front.
6. For ages 4-K, **ask** "Questions" listed on the front.

See your room's Quick Look to find out which week you'll lead through this Prop Talk.

PROP TALK D

Whole Group Leader Guide



A BABY AND A BUSH

1st TINY BABY

directions on back

YOU'LL NEED

- Baby doll (1 per room)

2nd SAY WITH ME

all ages

Say Together: I obey God more each day!

3rd QUESTIONS

ages 4-K

1. **Why can't babies do big stuff for God?** *Because they still aren't ready to obey the little stuff each day*
2. **How can you show your parents and leaders that you are ready to do big stuff for God?** *By obeying the little stuff each day*

TINY BABY

1. **Hold** the baby doll like it's a real baby.

Say: Look at this little baby, friends. Raise your hand up high if you've ever wanted to hold a real baby!

2. Kids **respond**.

Say: Show me how you sit when you're holding a baby!

3. Help kids **sit** still with a calm body.

Say: Very good, friends! I see you're sitting very still with a calm body. Is that something a baby could do?

4. Kids **respond**.

Say: Now, what does your voice sound like when you talk to a baby?

5. Help kids **speak** kind, soft words.

Say: Yes! We say kind, soft words to babies. Can babies even say any words at all?

6. Kids **respond**.

Say: Of course not! But you can because you're not a baby. Keeping a calm body and saying kind, soft words is small stuff that gets you ready for big stuff—like being a babysitter!

7. **Chant together** calmly, "Hold the baby."

8. Kids who are showing calm bodies and kind voices **hold** the baby doll.

9. **Pass** the baby doll to as many kids as possible.

10. **Say** "Say With Me" listed on the front.

11. For ages 4-K, **ask** "Questions" listed on the front.